

UNITED NATIONS CONFERENCE ON TRADE AND DEVELOPMENT

**UNCTAD**



# FINANCING ORGANIC AGRICULTURE IN AFRICA: MAPPING THE ISSUES



UNITED NATIONS

## **Note**

The designations employed and the presentation of the material do not imply the expression of any opinion on the part of the United Nations concerning the legal status of any country, territory, city or area, or of authorities or concerning the delimitation of its frontiers or boundaries.

Material in this publication may be freely quoted or reprinted, but acknowledgement is requested, together with a copy of the publication containing the quotation or reprint to be sent to the UNCTAD secretariat.

This publication has been edited externally.

## **Acknowledgements**

This paper was prepared by Malick Kane and Henrique Pacini under the supervision of Bonapas Onguglo (UNCTAD). The work received important contributions from Olugbenga AdeOluwa, Jordan Gama, Musa Muwanga and Mwanzo Millinga (AfrONet) and Adebisi Jelili (Michigan University).

The authors wish to thank all the members of AfrONet and the EOA Continental Steering Committee for their support in the preparation of this document.

The cover was prepared by Sophie Combette (photo credit Mwanzo Millinga), and the desktop formatting was done by Rafe Dent (UNCTAD).

Guillermo Valles  
Director  
Division on International Trade in Goods and Services, and Commodities  
*5 August 2016*

**UNCTAD/WEB/DITC/TED/2016/6**  
UNITED NATIONS PUBLICATION  
Copyright © United Nations, 2016  
All rights reserved

## 1. INTRODUCTION

Organic Agriculture (OA) is a rapidly growing sector in Africa, with strong links to economic and socio-cultural development in the continent (Willer and Kilcher, 2012; Auerbach, 2013). OA can also be seen as a relevant tool to advance the Sustainable Development Goals (SDGs) 2, 12, 13 and 15 on sustainable agriculture, sustainable consumption and production, climate change and the sustainable use of ecosystems.

In 2003, African countries endorsed the Maputo declaration, committing to allocate at least 10 percent of national budgets to agriculture and rural development projects (AU, 2004). This pledge demonstrated the resolve of African leaders to revitalize the agricultural sector and underlined the importance of adequate financial resources to ensure such progress.

The objective of promoting the development of OA was endorsed by African Heads of State and Government in 2011 (African Union Decision EX.CL/Dec.621 XVIII). More recently, during the 3rd African Organic Agriculture Conference (AOC) held in October 2015 in Lagos, Nigeria, organic farmers, entrepreneurs, researchers and representatives from national and international institutions, all highlighted the need for effective funding solutions to foster the development of OA in Africa. Stakeholders at the AOC highlighted a lack of information and available options concerning access to finance. The subsequent adoption of the Lagos declaration at the AOC called for at least 10 percent of public resources devoted to the agricultural sector to be specifically employed to develop OA in the continent (UNCTAD, 2015b). This has led to a renewed emphasis on the need for suitable funding solutions to further develop the OA sector.

In recent years, there has been a steady reduction in the proportion of African government expenditure devoted to agriculture<sup>1</sup>. In view of the needs expressed by African OA stakeholders, UNCTAD sought to identify the needs, challenges and opportunities related to the funding of OA on the continent. Due to limitations in official data, a structured survey was conducted, with support from AfrONet<sup>2</sup>, among targeted OA stakeholders, including National Organic Agriculture Movements (NOAMs), farmers and exporters from 16 African countries. The results, presented in this policy brief, are in line with existing studies on both conventional and Organic Agriculture

in Africa (FAO, 2012; UNCTAD, 2009). They highlight the existence of a persistent funding gap and the need to better address barriers faced by OA stakeholders in securing external capital to finance their activities.

## 2. AN OVERVIEW OF FINANCING NEEDS

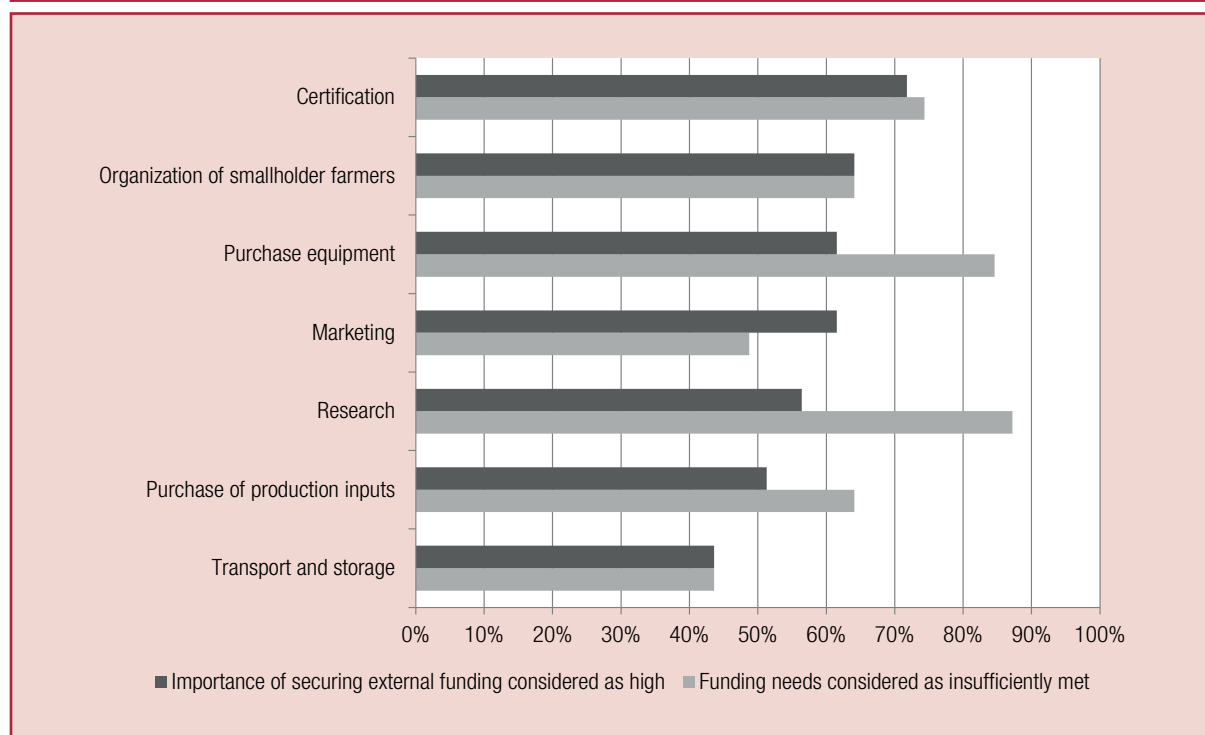
Despite African leaders reaffirming their strong political commitment to promote agricultural development at the 2014 Malabo Declaration on Agricultural Growth and Transformation<sup>3</sup>, African agriculture faces major challenges in terms of investment and access to finance. According to the FAO, the rates of investment per worker in agriculture have been declining or have stagnated for three decades<sup>4</sup> in Africa and the average share of agriculture in public expenditure fell from 4.5 percent in 2001 to 2.7 percent in 2013<sup>5</sup>, far from the 10 percent target set by the Maputo declaration. During the same period, the share of commercial credit devoted to agriculture in Africa dropped by 3.6 percent to an average of 2.8 percent, whereas the global average is 5.8 percent<sup>6</sup>.

The specific situation of OA in terms of access to funding is no exception to this trend. On average, 67 percent of surveyed stakeholders indicated that the funding needs of the sector were insufficiently met. Moreover, only 3 percent of respondents considered that OA stakeholders were completely able to meet their funding needs. The most critical areas in terms of the need for external funding highlighted by OA stakeholders were certification, the organization of smallholder farmers into production groups, marketing, and the purchase of equipment. Such results do not come as a surprise as the importance of financing for certification is well documented<sup>7</sup>. It should nevertheless be noted from Chart 1 that the categories considered as the most important in terms of external funding needs are also among the areas in which stakeholders see funding as being most scarce<sup>8</sup>.

Chart 1 suggests that despite being considered as an area of activity in which the need for external funding is relatively moderate<sup>9</sup>, research is the area with the highest perceived level of unmet funding needs. The scarcity of funding for research can also be observed in Chart 2, which shows that research grants are perceived as one the least available funding instruments to support OA development.

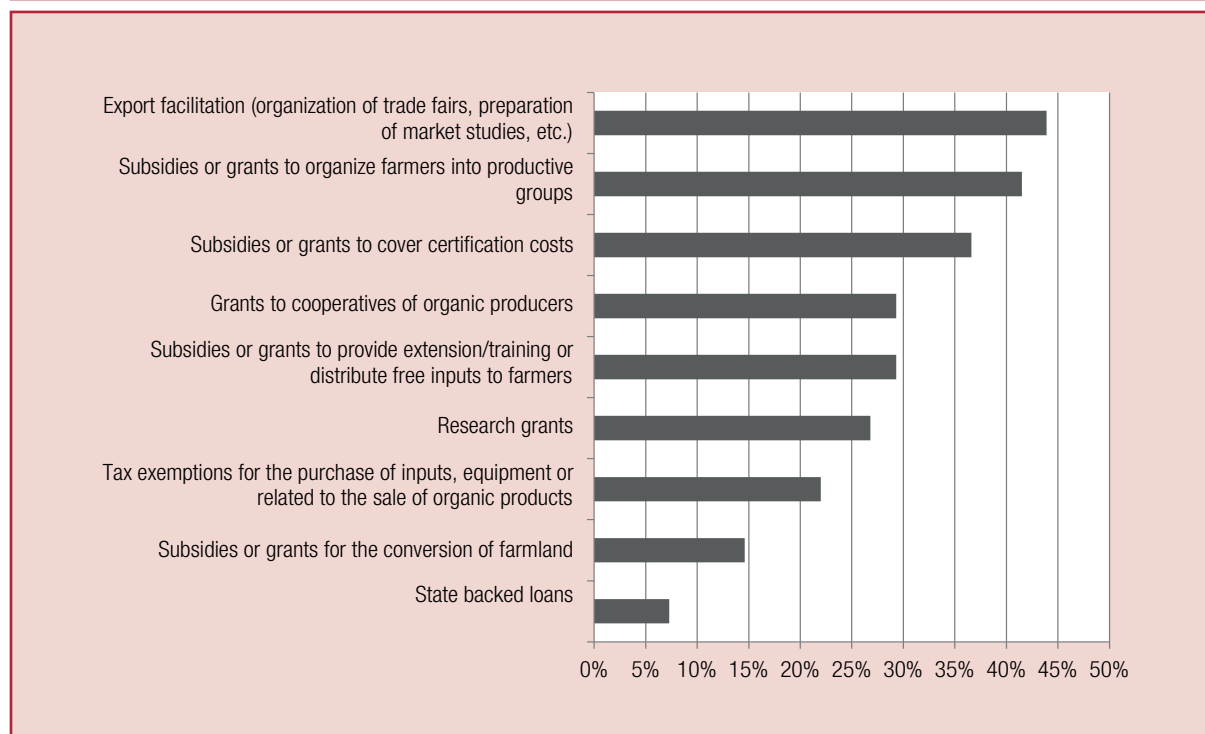
This acute shortage of research funding poses a particular challenge for the development of OA in Africa

**Chart 1: Relationship between the importance of securing external funding and the extent to which funding needs are met in key areas for the development of OA**



Source: UNCTAD (2016).

**Chart 2: Perceived availability of funding instruments to support specific areas of OA development**



Source: UNCTAD (2016).

as evidence suggest that Research and Development (R&D) investments are one of the most crucial contributors to growth in agricultural productivity and poverty alleviation<sup>10</sup>.

### 3. BARRIERS TO FUNDING

In Africa, access to credit and other financial services is more restricted in agriculture than in other sectors of the economy<sup>11</sup>. High perceived levels of risk, limited market and infrastructure development, the cost and lack of accessibility of credit, an unsupportive regulatory environment as well as uncertainties arising from the informality of the sector, are some of the most commonly identified barriers that limit the financing of African agriculture<sup>12</sup>.

As shown in Table 1, these restrictions in terms of access to finance also apply to OA, with only 5 percent of surveyed stakeholders considering access to finance as effective in their country and 67 percent of the respondents judging this access as limited.

**Table 1: Perceived level of access to finance of OA stakeholders under a business as usual scenario**

Perceived level of access to funding	Limited	Moderate	Effective
Percentage of respondents (%)	67	28	5

In relation to the importance of the factors limiting access to finance, issues usually regarded as key impediments, such as land tenure or farmer capacity and the level of information, were only considered as moderately restricting access to finance. At the same time, respondents identified factors more directly related to the banking system (i.e. limited credit backing mechanisms, high interest rates, etc.) as having the greatest impact. Chart 3 illustrates barriers and their perceived importance.

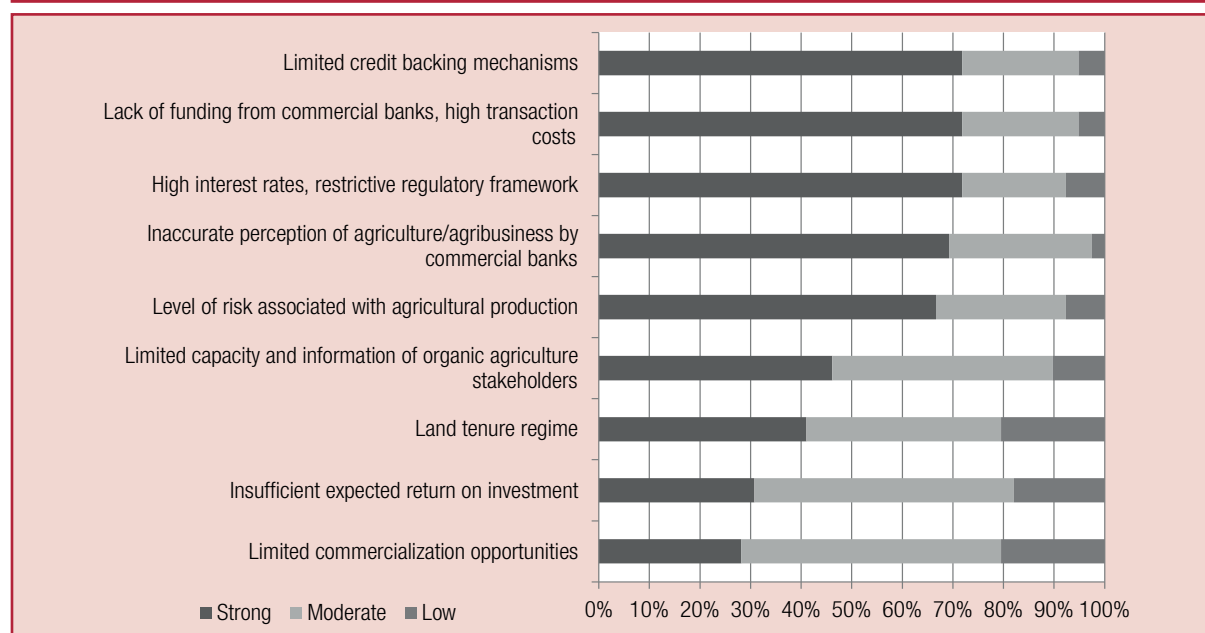
The high perceived impact of barriers related to commercial credit suggests there is a potential need for the creation of dedicated credit lines for OA. In this view, some initiatives offer promising prospects, such as AgriFin, which supports partnering African banks in better identifying and assessing both the risks and business opportunities, as well as developing financing solutions adapted to agricultural clients<sup>13</sup>.

## 4. FUNDING TRENDS AND OPPORTUNITIES

### 4.1 Supported productions

Securing price premiums for organic products in export markets is one of the main drivers for the development of organic production in Africa, along with increased environmental sustainability and reduced dependence on external inputs (UNCTAD, 2009). Major export oriented productions such as coffee or cocoa are

**Chart 3: Perceived Importance of Barriers to Finance for OA**



Source: UNCTAD (2016).

perceived as benefiting the most from the facilitated access to finance (see Table 2).

The survey also sought to identify which other organic produce has potential for development. A large majority of respondents (66 percent) identified horticultural products such as fruits (e.g. pineapple, mango and banana), but also potatoes and vegetables as having promising prospects. This potential of horticulture was also identified in a recent UNCTAD study on agriculture and tourism linkages in Tanzania, which highlighted the potential of organic horticulture products. This however was not only for exports, but also for the development of the regional and domestic market (UNCTAD, 2015a).

**Table 2: Organic productions benefiting from facilitated access to finance in respondent countries**

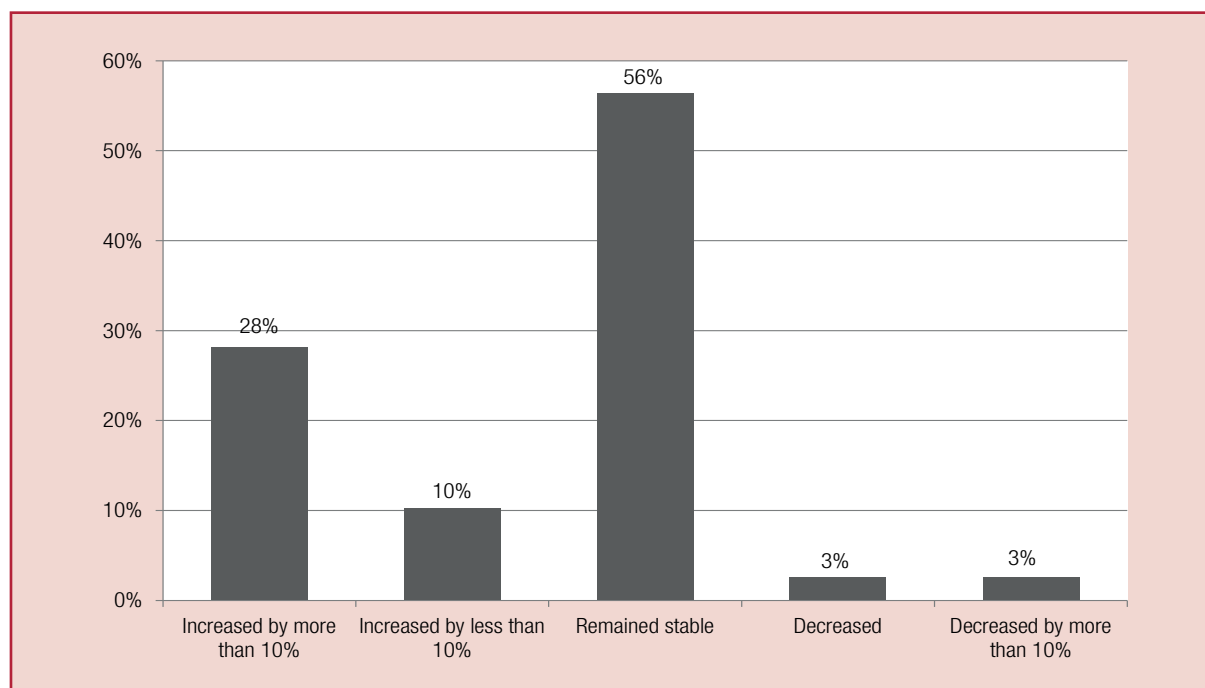
Supported production	Coffee	Cocoa	Maize	Cotton	Rice	Shea Butter
Percentage of respondents (%)	33	13	13	10	8	5

## 5. MARKET DEVELOPMENT AND PRICE PREMIUMS

Export markets are regarded as the main destination of most certified African organic production, which was produced on 1.3 million hectares of land in 2014 (EuropeAid, 2012; IFOAM, 2016), but there is currently no consolidated set of data to assess the evolution of traded values and volumes of OA production. However, figures indicate that targeted support can yield significant results in terms of export promotion.

One of the best-documented illustrations of the export potential of African OA is the East Africa Export Programme (EAEP), which contributed to raise regional organic exports from US\$ 4.6 million in 2002/2003 to US\$ 35 million in 2009/2010<sup>14</sup>. The EAEP led to the adoption of a common regional organic standard, the inclusion of organic products in national trade strategies and the development of supportive national policies and programs. It also brought about a significant increase in average crop yields and the number of certified producers in Burundi, Kenya, Rwanda, Uganda and in the United Republic of Tanzania (UNCTAD, 2011).

**Chart 4: Perceived evolution of the price premium for organic crops**



Source: UNCTAD (2016).

Overall, available information such as country studies on main African organic producers and land use statistics suggest that both export and domestic markets are expanding. Nonetheless, in order to make a stronger business case for organic produce, accurate data on market trends and particularly on the trade value of organic products should be collected.

With regard to price premiums, significant variations have been recorded depending on the commercialized crops, periods and markets. Based on available estimates, premiums for organic products can range from 10 percent to 100 percent (or more) of the price of the conventional variety (EPOPA, 2008). These premiums play an important role in the profitability of organic crops as they compensate for additional costs incurred by organic farmers, such as those arising from compliance to organic practices and certification.

Survey results confirm the variability of price premiums but also indicate that premiums for organic products mostly remained stable over the past 5 years (according to 56 percent of the respondents). A significant share of stakeholders (28 percent) also reported a growth of more than 10 percent of the price premiums in the last 5 years, which could reflect an increased profitability for some organic products. The chart below illustrates the perceived evolution of the price premiums.

Findings from across Africa suggest that export and domestically-oriented organic farming can help increase the income and livelihood conditions of smallholders. For example, studies on export-oriented organic cotton, fruits and vegetable production found that these productions opened new and financially rewarding market opportunities, which boosted the income and livelihoods of smallholder farmers (Jermann, 2011; Mamuya, 2011). Other studies also concluded that the income of contractually-linked export oriented organic producers could be consistently higher than that of conventional, spot-market dependent farmers (Gibbon, 2006, UNCTAD, 2008; Bowig et al., 2009; Mamuya, 2011; Kleemann, 2011; Faturoti et al., 2012; Kleemann et al., 2014;). In this regard, it should be noted that the ability of farmer cooperatives to support their members through capacity building, facilitated access to financial services, and market information, play a key role in allowing farmers to benefit from organic premiums (Jena et. al., 2012).

## 6. PERCEIVED EVOLUTION OF ACCESS TO FINANCE

Despite positive signs, such as growing markets and potentially higher profitability, access to finance in the OA sector remains constrained and survey results do not suggest the situation is improving. As shown in Table 3, the majority (64 percent) of surveyed stakeholders indicated that, over the last 5 years access to finance had remained the same, and close to a quarter of respondents (23 percent) even suggested that access to finance has become more restrictive.

**Table 3: Perceived evolution of the access to finance for organic agriculture in Africa over the last 5 years**

Evolution of the access to finance	More restrictive	Stable	More efficient
Percentage of respondents (%)	23	64	13

This perceived lack of progress in terms of access to funding despite OA's potential for income generation, export growth and environmental sustainability can be regarded as a signal for a better inclusion of funding considerations into OA development plans, at both national and continental levels.

## 7. CONCLUSION

Despite a growing market and a positive evolution of price premiums on organic produce, recent literature and survey results suggest that OA stakeholders have insufficient access to funding, particularly in strategic areas such as certification, producer organization, research, and the purchase of equipment.

Limited credit guarantee mechanisms and insufficient capacity of commercial banks to integrate the specificities of organic agriculture are major hindrances to the ability of OA stakeholders to finance their activities in Africa. Therefore, a coordinated effort to improve data collection on both the domestic and export value of OA is needed to make a better business case for organic agriculture. In addition, the financing issue needs to be better integrated into existing and future efforts to promote the development of OA in the continent.

The commitment to support sustainable agriculture expressed in the 2015 Addis Ababa Action Agenda

on Financing for Development, and the unanimous approval by the African Union Ministerial Council of the Ecological Organic Agriculture Strategic Plan (2015-2025)<sup>15</sup>, are opportunities to bridge the OA funding gap. In this regard, efforts to further embed OA in

the Comprehensive Africa Agriculture Development Programme (CAADP) will play a key role in the allocation of funding and the systematic inclusion of OA considerations into national agricultural development plans and strategies.

---



## References

- Adebiyi (2014). Organic agriculture development strategies in Tunisia and Uganda: Lessons for African organics. Unpublished master thesis submitted to Iowa State University.
- AfDB (2013). Empirical Analysis of Agricultural Credit in Africa: Any Role for Institutional Factors?
- Akinbamijo, Fay (2012). African Organic Product and the EU: Status, Requirements, Opportunities and AU-EU Initiatives. 2<sup>nd</sup> African Organic Conference, Lusaka, Zambia, 2-4 May 2012.
- AGRA (2013). Africa Agriculture Status Report: Focus on Staple Crops.
- AU (2004). Declaration on Agriculture and Food Security in Africa. African Union Maputo Assembly.
- AU (2011a). Decisions, Executive Council, Eighteenth Ordinary Session, 24 - 28 January 2011, Addis Ababa, Ethiopia.
- AU (2011b). Report of the Conference of Ministers of Agriculture, Lilongwe, Malawi, 26 - 29 October 2010, Executive Council, Eighteenth Ordinary Session, 24 - 28 January 2011, Addis Ababa, Ethiopia.
- Auerbach, R., Rundgren, G., Scialabba, N.E. (2013). Organic agriculture: African experiences in resilience and sustainability. FAO Natural Resources Management and Environment Department.
- Bolwig, S., Gibbon, P., & Jones, S. (2009). The economics of smallholder organic contract farming in tropical Africa. *World Development*, 37(6), 1094-1104.
- Profound, Mugenyi (2012). Organic Spices in Tanzania: Opportunities for Producers of Organic Ginger, Chilli and Vanilla. Trade for Development Center, BTC.
- Europe Aid (2012). Organic Agriculture. Information Note, European Commission.
- EPOPA, SIDA (2008). Organic Exports – A Way to a Better Life? Export Promotion of Organic Products from Africa.
- Faturoti, B. O., Madukwe, M. C., Ogunedojutimi, O., & Anyanwu, L. (2012). Socioeconomic Impact of SARO Agro Allied Organic Cocoa Programme on Beneficiary Cocoa Farmers in Nigeria. *Journal of Agricultural Extension and Rural Development*. 4(16), 435-445.
- FAO (2004). Financing Agriculture and Rural Development in Africa: Issues, Constraints and Perspectives. FAO, Rome 2004.
- FAO (2012). The State of food and agriculture 2012. FOA, Rome 2012.
- FAO (2013). Organic Supply Chains for Small Farmer Income Generation in Developing Countries, Agribusiness and Food Industries Series. FOA, Rome, 2013.
- FIBL and IFOAM (2011). The World of Organic Agriculture, Statistics and Emerging Trends 2011.
- FIBL and IFOAM (2015). The World of Organic Agriculture, Statistics and Emerging Trends 2015.
- FIBL and IFOAM (2016). The World of Organic Agriculture, Statistics and Emerging Trends 2016.
- Governments of Burundi, Kenya, Rwanda, Uganda and the United Republic of Tanzania, UNCTAD (2011). International Partnership for Sustainable Development: Promoting production and trade of organic agricultural products in East Africa. Aid for Trade Case Story, OECD, WTO.
- Gibbon, P. (2006). An overview of the certified organic export sector in Uganda. DIIS Working Paper (No. 2006: 13).
- GreenPeace (2015). Financing Ecological Farming in Africa: A guide for International Donors.
- Honahan and Beck (2007). Making finance work for Africa. The International Bank for Reconstruction and Development / The World Bank.
- IFOAM (2011). African Organic Agriculture Training Manual: Resource for Trainers. Draft Version 1.0, June 2011.
- IFOAM (2013). Productivity and Profitability of Organic Farming Systems in East Africa.
- IFOAM (2014). The Potential Contribution of Organic Agriculture to the Realization of the Objectives of the Comprehensive Africa Agriculture Development Programme (CAADP) - A Guide for Stakeholders.
- IFOAM (2016). Organic Agriculture Worldwide, Current Statistics. Biofach 2016. Available at: <http://orgprints.org/29790/13/willer-lernoud-2016-global-data-biofach.pdf>.
- Jena, Chichaibelu, Stellmacher, & Grote (2012). The impact of coffee certification on small-scale producers' livelihoods: a case study from the Jimma Zone, Ethiopia. *Agricultural economics*, 43(4), 429-440.
- Jermann (2011). Perceptions of the Poor: The Impact of Organic Cotton Agriculture on the Wellbeing of bioRe Farmers in Rural Tanzania. Unpublished master thesis submitted to University of St.Gallen, Switzerland.
- Kleemann, L. (2011). Organic pineapple farming in Ghana: A good choice for smallholders? Kiel Working Papers (No. 1671).
- Kleemann, Abdulai & Buss (2014). Certification and access to export markets: Adoption and return on investment of organic-certified pineapple farming in Ghana. *World Development*, 64, 79-92.

- Mamuya (2011). Assessing the Impacts of Organic Farming on Domestic and Exporting Smallholder Farming Households in Tanzania: A Comparative Analysis. Bangor University.
- OECD, WTO (2011). Aid for Trade: Case Story, UNCTAD, International Partnership for Sustainable Development: Promoting Production and Trade of Organic Agricultural Products in East Africa.
- UNEP, UNCTAD (2010). Organic Agriculture: Opportunities for Promoting Trade, Protecting the Environment and Reducing Poverty, Case Studies from East Africa. Synthesis Report of the UNEP-UNCTAD CBTF Initiative on Promoting Production and Trading Opportunities for Organic Agriculture in East Africa.
- UNCTAD (2008). Certified Organic export production, Implications for economic welfare and gender equality among smallholder farmers in tropical Africa. United Nations publication. Geneva.
- UNCTAD (2009). Sustaining African Agriculture, Organic Production. United Nations publication. Geneva. Nr. 666/Rev.1, February 2009.
- UNCTAD (2015a). Enhancing Linkages between Tourism and the Sustainable Agriculture Sectors in the United Republic of Tanzania. Available at: [http://unctad.org/en/PublicationsLibrary/ditcted2015d4\\_en.pdf](http://unctad.org/en/PublicationsLibrary/ditcted2015d4_en.pdf).
- UNCTAD (2015b). The Lagos Declaration on Achieving Social and Economic Development through Ecological and Organic Agricultural Activities. Available at: [http://unctad.org/meetings/en/Contribution/ditc\\_tedb2015\\_LagosDeclaration\\_en.pdf](http://unctad.org/meetings/en/Contribution/ditc_tedb2015_LagosDeclaration_en.pdf).
- UNITED Nations (2015). Addis Ababa Action Agenda of the Third Conference on Financing for Development (Addis Ababa Action Agenda). Available at: [http://www.un.org/esa/ffd/wp-content/uploads/2015/08/AAAA\\_Outcome.pdf](http://www.un.org/esa/ffd/wp-content/uploads/2015/08/AAAA_Outcome.pdf).
- Willer, H., Kilcher, L. (2011). The World of Organic Agriculture. *Statistics and Emerging Trends 2011*. IFOAM, Bonn & FIBL.
- World Bank, AGRIFIN (February 2015). Centenary Bank - Uganda, Project Result and Lessons.

## Notes

- 1 Source FAO. Government expenditure on agriculture - Experimental series: <http://www.fao.org/economic/ess/ess-economic/expenditure/en/>.
- 2 AfrONet is the continental network of Organic Agriculture (OA) stakeholders in Africa. More information on AfrONet is available at: <http://www.africanorganicnetwork.org/>.
- 3 See: [http://pages.au.int/sites/default/files/Malabo%20Declaration%202014\\_11%2026-.pdf](http://pages.au.int/sites/default/files/Malabo%20Declaration%202014_11%2026-.pdf).
- 4 FAO (2012), the State of food and agriculture 2012.
- 5 Source FAO. Government expenditure on agriculture - Experimental series: <http://www.fao.org/economic/ess/ess-economic/expenditure/en/> and ReSAKSS: <http://resakss.org/region/africa-wide/growth-options>.
- 6 Source FAO stats. Data available at: <http://www.fao.org/economic/ess/ess-economic/credit/en/>.
- 7 Gama (2014) in UNCTAD (2015) Tanzania.
- 8 Respectively 74% and 85% of respondents consider that funding needs are not met for certification and the purchase of equipment.
- 9 As perceived by respondents.
- 10 FAO (2012).
- 11 Honahan and Beck (2007), World Bank, Making finance work for Africa.
- 12 AfDB (2013), Empirical Analysis of Agricultural Credit in Africa: Any Role for Institutional Factors?, Honahan and Beck (2007), FAO (2004), Financing Agriculture and Rural Development in Africa: Issues, Constraints and Perspectives, FAO (2012).
- 13 See World Bank, AGRIFIN, Centenary Bank - Uganda, Project Result and Lessons or World Bank, AGRIFIN, Centenary Bank - Uganda, Project Result and Lessons. Available from: [https://www.agrifinfacility.org/general\\_resources?publication\\_type=Field+Lesson&country=All&keywords\\_v=](https://www.agrifinfacility.org/general_resources?publication_type=Field+Lesson&country=All&keywords_v=).
- 14 Governments of Burundi, Kenya, Rwanda, Uganda and the United Republic of Tanzania, UNCTAD (2011) and IFOAM (2014).
- 15 Ecological Organic Agriculture Strategic Plan. Source FIBL & IFOAM (2016) The World of Organic Agriculture 2016.