



---

Committee on Agriculture

**COMPLIANCE WITH NOTIFICATION OBLIGATIONS**

NOTE BY THE SECRETARIAT<sup>1</sup>

*Revision*

The present document has been prepared to assist the consideration of agenda item "overdue notifications" during the March 2016 meeting of the Committee on Agriculture. It reflects Members' compliance with their regular notification obligations as of 22 February 2016.<sup>2</sup>

In preparing this overview, the Secretariat has largely relied on the Agriculture Information Management System (AG-IMS).<sup>3</sup>

---

<sup>1</sup> This document has been prepared under the Secretariat's own responsibility and is without prejudice to the positions of Members or to their rights and obligations under the WTO.

<sup>2</sup> G/AG/2 and G/AG/2/Add.1 refer. This document therefore does not reflect the status of ad hoc notification requirements, i.e. those relating to: (i) the triggering of the special safeguard provisions (Tables MA:3 and MA:4); (ii) the introduction or modification of domestic support measures for which exemption from reduction commitments is claimed (Table DS:2); and (iii) export prohibitions and restrictions (Table ER:1).

<sup>3</sup> Available on-line at <http://agims.wto.org>.

---

## Table of Contents

<b>1 NOTIFICATION REQUIREMENTS</b> .....	<b>3</b>
1.1 Annual Notification Obligations .....	5
1.1.1 Table MA:1 notifications, comprehensive one-off (Implementation of tariff and other quota commitments; Article 18.2 – 30 days) .....	5
1.1.2 Table MA:2 notifications (Imports under tariff and other quotas; Article 18.2 – 60 days) .....	5
1.1.3 Table MA:5 notifications (Special Safeguard; Articles 5.7 and 18.2 – 30 days) .....	6
1.1.4 Table DS:1 notifications (Domestic support; Article 18.2 – 90 days or 120 days if the initial notification is provisional) .....	7
1.1.5 Table ES:1 notifications (Export subsidies; Article 18.2 – 60 days or 120 days if the initial notification is provisional) .....	7
1.1.6 Table ES:2 notifications (Total exports; Articles 10 and 18.2 – 120 days) .....	8
1.2 Other Regular Notification Obligations Applicable only upon Maintenance of Specific Measures .....	9
1.2.1 Table ES:3 notifications (Food aid volumes; Articles 10 and 18.2 – 120 days) .....	9
1.2.2 Table NF:1 notifications (Food and other aid in the context of the Marrakesh Decision; Article 16.2 – 60 days) .....	9
1.3 Symbols and Abbreviations .....	9
<b>2 COMPLIANCE WITH ANNUAL NOTIFICATION OBLIGATIONS</b> .....	<b>10</b>
2.1 Tariff and Other Quota Commitments (Tables MA:1 and MA:2) .....	10
2.2 Special Safeguard (Table MA:5) .....	11
2.3 Domestic Support (Table DS:1) .....	12
2.4 Export Subsidies: Budgetary Outlays and Quantity Reduction Commitments (Table ES:1) .....	17
2.5 Export Subsidies: Notification of Total Exports (Table ES:2) .....	21
<b>3 OTHER REGULAR NOTIFICATION OBLIGATIONS APPLICABLE ONLY UPON MAINTENANCE OF SPECIFIC MEASURES</b> .....	<b>23</b>
3.1 Export Subsidies: Notification of the Total Volume of Food Aid (Table ES:3), 2005-2015 .....	23
3.2 Notification under Article 16.2 of the Agreement on Agriculture (Table NF:1), 2005-2015 .....	23
<b>ANNEX 1</b> .....	<b>24</b>

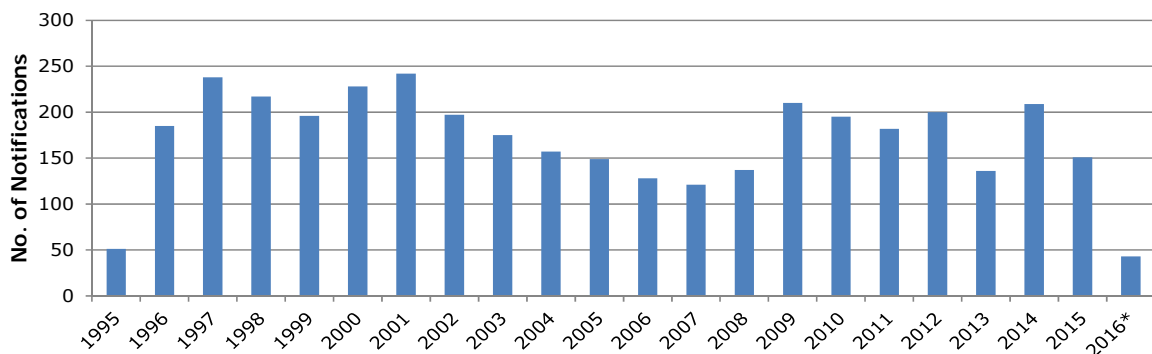
## 1 NOTIFICATION REQUIREMENTS

1.1. There are a total of twelve distinct notification requirements applicable in the domain of agriculture covering the following five areas: (i) Market access (Tables MA:1 to MA:5), (ii) Domestic support (Tables DS:1 to DS:2), (iii) Export subsidies (Tables ES:1 to ES:3), (iv) Export prohibitions or restrictions (Table ER:1), and (v) Follow-up to the Marrakesh NFIDC Decision (Table NF:1). The applicability of a notification requirement to a Member is largely dependent on the specific commitments it has assumed under the Agreement on Agriculture. In many cases a limited number of notification requirements will apply for a particular Member. Simultaneously, there are a few notification requirements especially in the area of agricultural subsidization (i.e. Tables DS:1 and ES:1) that apply to all WTO Members.

1.2. Out of the twelve notification requirements, there are five "regular" or "annual" notification requirements, namely: Table MA:2, Table MA:5, Table DS:1, Table ES:1 and Table ES:2. Annual notifications are required to be submitted no later than a certain number of days following the end of the year in question. The deadlines for submission of notifications vary per type of notification and are indicated below. For additional details refer to document G/AG/2.

1.3. As of 22 February 2016 a total of 3,747 agriculture notifications (including addenda, corrigenda and revision) have been submitted to the WTO. The number of notifications submitted to the WTO experienced a sharp decrease from 2002 to 2007, from the year 2008 onwards the number of submitted notifications increased reaching similar levels to those in the years previous to 2002, with 2013 and 2015 being the exception (figure 1).

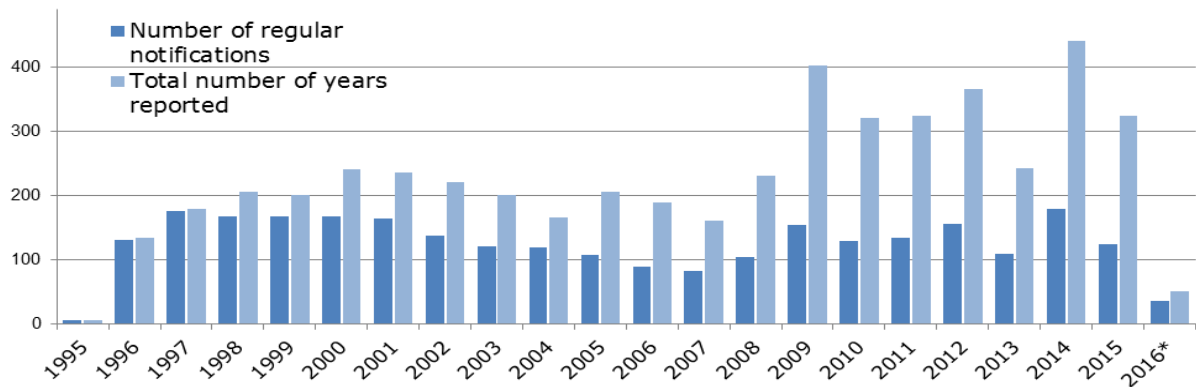
**Figure 1: Notifications submitted to the WTO (1995-2016\*)**



\* until 22 February 2016.

1.4. The number of submitted notifications does not necessarily equal the number of years reported. Notifications covering multiple reporting periods have been increasingly received during the recent years. Since 2009 onwards, the average number of years reported per notification has been close to three (Figure 2).

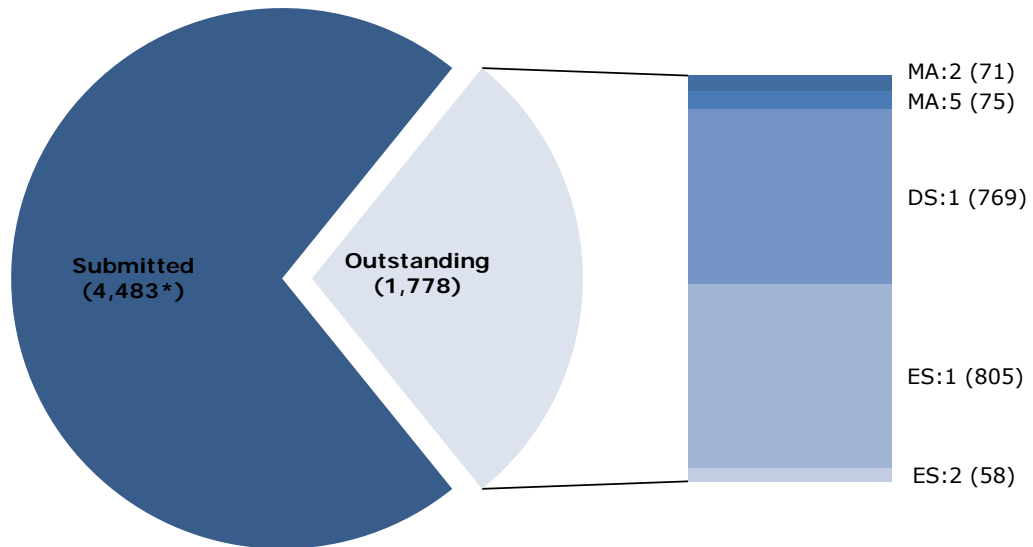
**Figure 2: Number of years reported in regular notifications (1995-2016\*)**



\* until 22 February 2016.

1.5. For the period 1995-2014, there are a total of 1,778 outstanding regular notifications.<sup>4</sup> Out of the five annual notification requirements, Domestic Support (Table DS:1) and Export Subsidy (Table ES:1) notifications have the highest number of outstanding notifications with 37% (769 notifications) and 35% (805 notifications) of notifications pending, respectively.

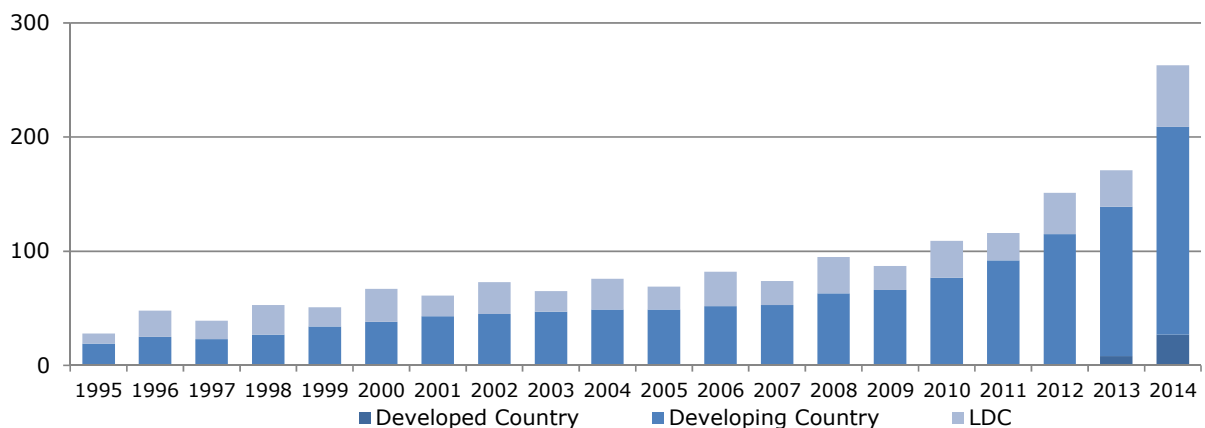
**Figure 3: Total outstanding notifications per type of notification requirement (1995-2014)**



\* This number represents reported years and does not necessarily match the number of notifications submitted on the same period since some notifications covered more than one year.

1.6. Figure 4 below shows the number of outstanding notifications according to the category of Members (i.e. developed country, developing country and least developed country Members -LDC-). Out of the 162 WTO Members, nine are developed country Members<sup>5</sup> with 44 annual notification requirements, whereas the remaining 125 Member are developing country Members (including LDCs) with 333 annual notification requirements.

**Figure 4: Number of outstanding notifications per type of member (1995-2014)**



<sup>4</sup> "Ad hoc" notification obligations applicable only upon maintenance of a specific measure (e.g. Table ER:1 required upon the application of export restrictions) as well as the annual notifications where it was not possible to determine a priori whether the concerned notification requirement would be applicable (e.g. Table NF:1 applicable to donor Members only) are excluded.

<sup>5</sup> The European Union and its member States were counted as one Member.

## 1.1 Annual Notification Obligations

1.7. The time limits for notifications covering the 1995-2014 implementation years have now passed. The seven tables contained in part 2 of this document (Compliance with annual notification obligations) show the Members' compliance with their notification requirements. The tables show only those Members to whom the notification requirement applies. The last column on each table shows the percentage of compliance by Member for the corresponding notification requirement. The tables contain information pertaining to the last 16 years (2000-2015). The column concerning the 2015 implementation year is provided for information only and does not necessarily indicate that the notifications are now due. The full time series (1995-2015) of compliance information is available in the "Compliance with notification obligations" section of the Agriculture Information Management System (<http://agims.wto.org/>).

1.8. Members' compliance with their notification obligations varies greatly and compliance also varies by type of notification.<sup>6</sup> Few Members are 100% compliant with all their notification requirements and there is an important percentage of Members whose compliance with some of their notification obligations is 0% (30 Members in DS:1 and 25 Members in ES:1) (Table 1).

**Table 1: Compliance with notifications per tiers (1995-2014)**

Per Cent Compliance	MA:2		MA:5		DS:1		ES:1		ES:2	
	Members	%	Members	%	Members	%	Members	%	Members	%
100%	12	31	15	45	19	15	29	22	9	33
≥50% but <100%	25	64	16	48	63	48	62	47	16	59
>0% but <50%	2	5	1	3	18	14	15	11	2	7
0%	0	0	1	3	30	23	25	19	0	0
Total	39	100	33	100	130	100	131	100	27	100

Note: Compliance is based on notifications as of 22 February 2016. It does not take into account timeliness or qualitative aspects of the notifications.

### 1.1.1 Table MA:1 notifications, comprehensive one-off (Implementation of tariff and other quota commitments; Article 18.2 – 30 days)

1.9. Table MA:1 notifications are required to have been submitted by all Members with tariff and other quota commitments, either in advance or within 30 days of the first opening of the tariff quotas concerned. Subsequent changes to the administration of tariff and other quotas are included in ad-hoc Table MA:1 notifications to be made within 30 days following the change.

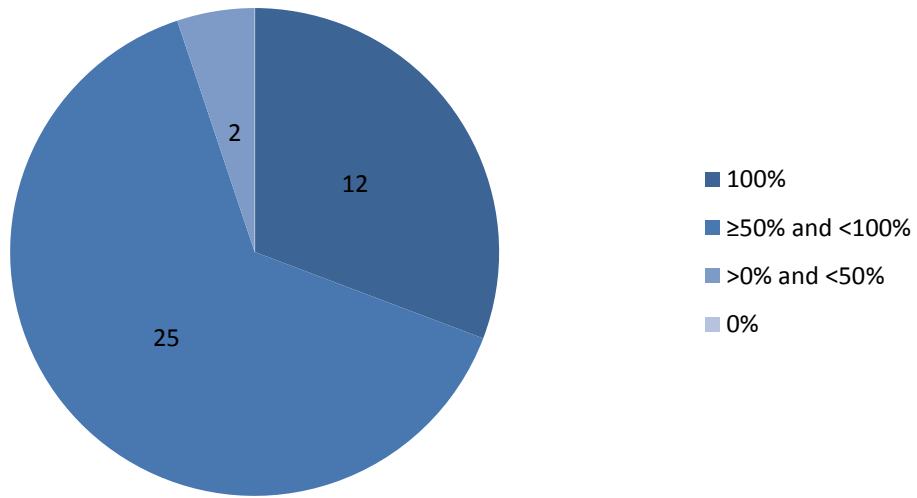
### 1.1.2 Table MA:2 notifications (Imports under tariff and other quotas; Article 18.2 – 60 days)

1.10. Table MA:2 notifications are required to be submitted annually by Members with tariff and other quota commitments specified in Section I-B (or Section I-A) of Part I of their Schedules for the products concerned.

1.11. For the period 1995-2014 there are 71 Table MA:2 notifications outstanding which represent 10% of the total MA:2 notifications expected for this period. Out of the 39 Members with this notification obligation, 12 (31%) are completely up to date with their notifications, whereas 25 Members (64%) have compliance rates between 50% and 99%, and only two Members are below the 50% threshold (figure 5).

<sup>6</sup> Compliance is calculated as the number of years covered in the notifications as a percentage of the total number of years for which a notification is due.

**Figure 5: Compliance with MA:2 notifications, 1995-2014 (Number of Members)**

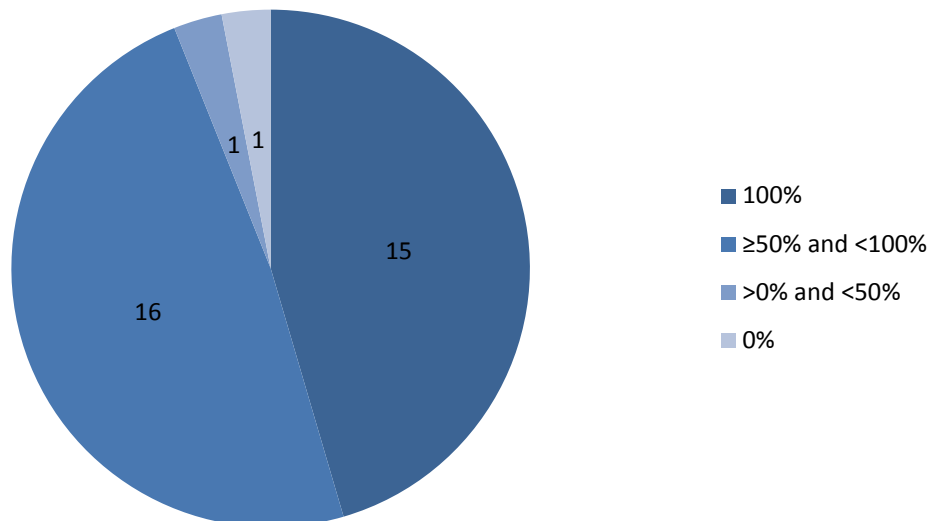


**1.1.3 Table MA:5 notifications (Special Safeguard; Articles 5.7 and 18.2 – 30 days)**

1.12. Table MA:5 notifications are required to be submitted annually by Members that have reserved the right to have recourse to the Special Safeguard provisions as indicated in Section I-A of Part I of their Schedules.

1.13. For the period 1995-2014 there are 75 Table MA:5 notifications outstanding which represents 12% of the total MA:5 notifications expected for this period. Compliance with Table MA:5 notifications is the highest, 15 Members (45%) are completely up to date with their obligations for the reported period. 16 Members (48%) have a compliance rate between 50% and 99%, one Member (3%) has a compliance rate between 1% and 49%, while one Member has a zero compliance rate (Figure 6).

**Figure 6: Compliance with MA:5 notifications, 1995-2014 (Number of Members)**

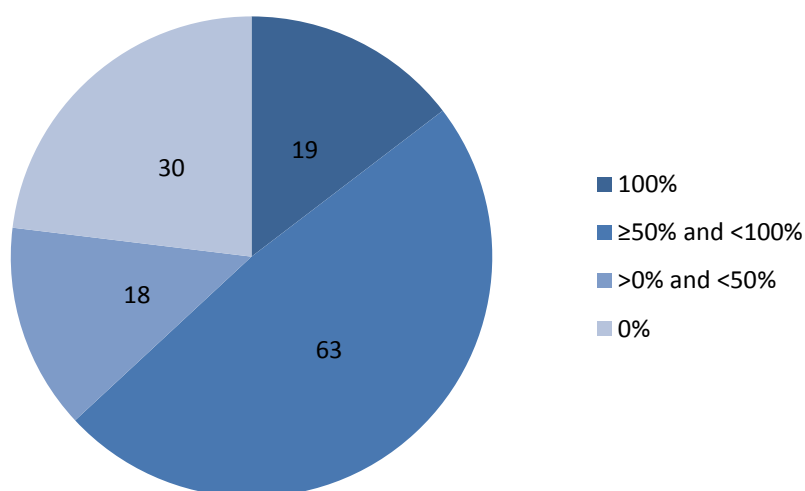


#### 1.1.4 Table DS:1 notifications (Domestic support; Article 18.2 – 90 days or 120 days if the initial notification is provisional)

1.14. Table DS:1 notifications are required to be submitted annually by Members with base and annual commitment levels specified in Section I of Part IV of their Schedules. All other Members, except Least-Developed Country (LDC) Members, should submit an annual Table DS:1 notification.<sup>7</sup> LDC Members are required to submit Supporting Tables DS:1 to DS:3 every other year (indicated by the symbol "(NA)").

1.15. For the period 1995-2014 there are 769 Table DS:1 notifications outstanding, the highest percentage of outstanding notifications from the group, which represents 37% of the total DS:1 notifications expected for this period. The compliance rates for Table DS:1 vary greatly. There are 19 Members (15%) with 100% compliance, and 30 Members (23%) with compliance rates at 0% (Figure 7).

**Figure 7: Compliance with DS:1 notifications, 1995-2014 (Number of Members)**

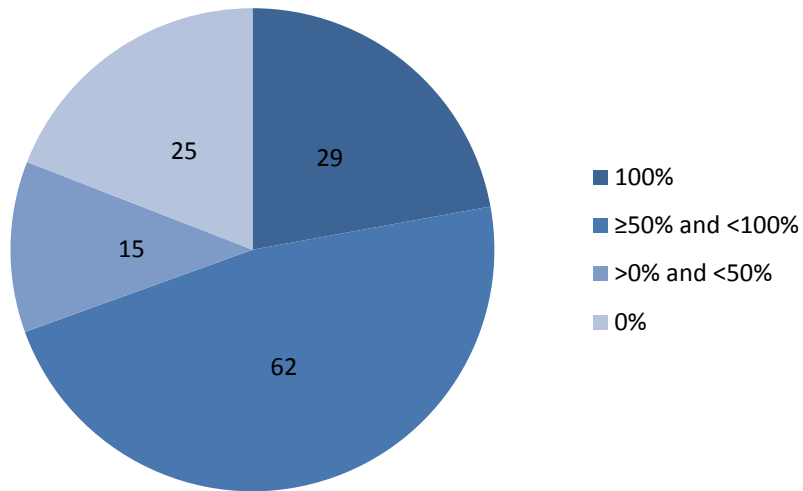


#### 1.1.5 Table ES:1 notifications (Export subsidies; Article 18.2 – 60 days or 120 days if the initial notification is provisional)

1.16. Table ES:1 notifications are required to be submitted annually by Members with base and annual commitment levels specified in Section II of Part IV of their Schedules. Members with no such scheduled commitments are required to submit an annual notification (within 30 days following the end of the year in question) in the form of a statement confirming that no export subsidies exist or, in the case of developing country Members using certain export subsidies pursuant to Article 9.4, in the form of Supporting Table ES:2.

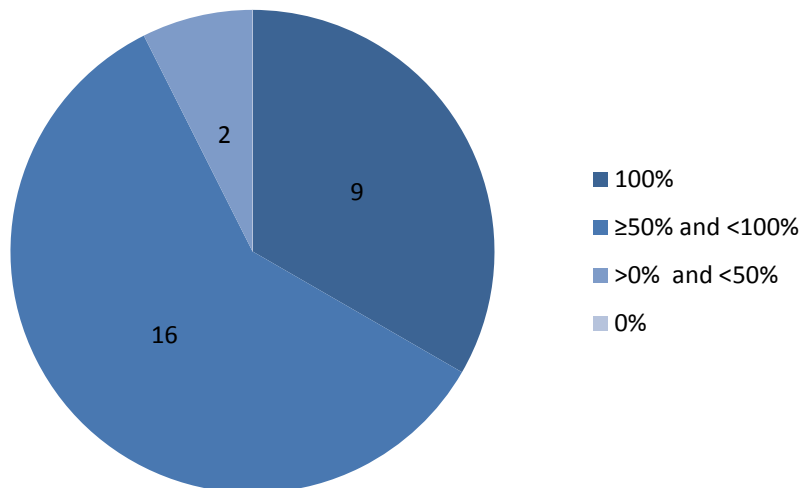
1.17. For the period 1995-2014 there are 805 Table ES:1 notifications outstanding which represents 35% of the total ES:1 notifications expected for this period. Like Table DS:1 compliance, Table ES:1 compliance rates vary greatly. A total of 25 Members (19%) have a 0% compliance rate, whereas 29 Members (22%) have submitted all their corresponding notifications (Figure 8).

<sup>7</sup> As provided for in G/AG/2 and at the request of a developing country Member, the Committee may set aside this requirement other than in respect of Supporting Tables DS:1 to DS:3.

**Figure 8: Compliance with ES:1 notifications, 1995-2014 (Number of Members)****1.1.6 Table ES:2 notifications (Total exports; Articles 10 and 18.2 – 120 days)**

1.18. Table ES:2 notifications are required to be submitted annually by Members with export subsidy commitments specified in Section II of Part IV of their Schedules and by "significant exporters" as listed in G/AG/2/Add.1.

1.19. For the period 1995-2014 there are 58 Table ES:2 notifications outstanding which represents 11% of the total ES:2 notifications expected for this period. A total of nine Members (33%) have submitted all of their corresponding Table ES:2 notifications. Additionally, 16 Members (59%) have a compliance rate between 50% and 99%. The remaining two Members (7%) have a compliance rate between 1% and 49% (Figure 9).

**Figure 9: Compliance with ES:2 notifications, 1995-2014 (Number of Members)**



## 1.2 Other Regular Notification Obligations Applicable only upon Maintenance of Specific Measures

### 1.2.1 Table ES:3 notifications (Food aid volumes; Articles 10 and 18.2 – 120 days)

1.20. Table ES:3 notifications are required to be submitted annually by all food donor Members for all donated products (except for those products in respect of which this information must be notified under Table ES:1). No "nil return" is required from Members that do not provide food aid. From 1995 to 22 February 2016, a total of 190 Table ES:3 notifications have been submitted to the WTO.

### 1.2.2 Table NF:1 notifications (Food and other aid in the context of the Marrakesh Decision; Article 16.2 – 60 days)

1.21. Table NF:1 notifications are required by all donor Members in respect of actions taken within the framework of the Decision on Measures Concerning the Possible Negative Effects of the Reform Programme on Least-Developed and Net Food-Importing Developing Countries. No "nil return" is required from Members that do not provide food aid or other assistance to the countries concerned. From 1995 to 22 February 2016, a total of 169 Table NF:1 notifications have been submitted to the WTO.

## 1.3 Symbols and Abbreviations

A blank space (" ") indicates that the notification is outstanding.

A hyphen ("--") indicates for Table NF:1 and Table ES:3 notifications that no notification was submitted.

A capital "x" ("**X**") indicates that a notification has been issued. No assessment on the content or quality of the notification with respect to requirements is made or implied.

A capital "x" followed by a superscripted star ("**X**<sup>\*</sup>") indicates that the one-off Table MA:1 notification has been revised or supplemented.

A capital "p" ("**P**") indicates that a notification has been received and is either being processed or pending for want of feedback from the notifying Member. A pending notification will be marked as "P" for a maximum period of six months.

An "a" ("**a**") indicates that information concerning food aid (column 5 of Table ES:1) has not been provided.

A capital "n" and a capital "a" ("**NA**") indicates that the requirement was not applicable during the period covered either because there were no relevant commitments (e.g. tariff quotas) or because the Member concerned was not yet a WTO Member.

A capital "n" and a capital "a" in brackets ("**(NA)**") indicates that domestic support notifications are required every second year from LDC Members.

**Shaded** cells indicate that the Member concerned has a scheduled domestic support and/or an export subsidy reduction commitment.

**EU** refers to the European Union as follows: EU-15 from 1995, EU-25 from 2004, EU-27 from 2007 and EU-28 from 2013. Outstanding notifications for EU member States are presented in an Annex to Section I.

**Switzerland** in all tables refers to Switzerland-Liechtenstein, except in NF:1 notifications.

## 2 COMPLIANCE WITH ANNUAL NOTIFICATION OBLIGATIONS

### 2.1 Tariff and Other Quota Commitments (Tables MA:1 and MA:2)

		MA:1	MA:2																
		One-off	2000	2001	2002	2003	2004	2005	2006	2007	2008	2009	2010	2011	2012	2013	2014	2015	Compliance (%) <sup>8</sup>
1	Australia	X*	X	X	X	X	X	X	X	X	X	X	X	X	X	X			95
2	Barbados	X*	X																30
3	Brazil	X	X	X	X	X	X	X	X	X	X	X	X	X	X	X	X		100
4	Canada	X*	X	X	X	X	X	X	X	X	X	X	X	X	X	X	X		100
5	Chile	X*	NA	X	X	X	X	X	X	X	X	X	X	X	X	X			93
6	China	X*	NA	NA	X	X	X	X	X	X	X	X	X	X	X	X	X		100
7	Colombia	X*	X	X	X	X	X	X	X	X	X	X	X						80
8	Costa Rica	X*	X	X	X	X	X	X	X	X	X	X	X	X	X	X	X	X	100
9	Dominican Republic	X	X	X	X	X	X	X	X	X	X	X	X	X	X				88
10	Ecuador	X*	X	X	X	X	X	X	X	X	X	X	X	X	X	X			95
11	El Salvador	X*	X	X	X	X	X	X	X	X	X	X	X	X	X	X	X		100
12	European Union	X*	X	X	X	X	X	X	X	X	X	X	X	X	X	X			95
13	Guatemala	X*	X	X	X	X	X	X	X	X	X	X	X	X	X	X			95
14	Iceland	X	X	X	X	X	X	X	X	X	X	X	X	X	X	X			95
15	India	X*	NA	NA	NA	X	X	X	X	X	X	X							58
16	Indonesia	X*	X	X	X	X	X	X	X	X	X	X	X	X					85
17	Israel	X*	X	X	X	X	X	X	X	X	X	X	X	X	X				90
18	Japan	X*	X	X	X	X	X	X	X	X	X	X	X	X	X	X			95
19	Kazakhstan		NA	NA	NA	NA	NA	NA	NA	NA	NA	NA	NA	NA	NA	NA	NA	NA	N/A
20	Korea, Republic of	X*	X	X	X	X	X	X	X	X	X	X	X	X	X	X			95
21	Malaysia	X*	X	X	X	X	X	X	X	X	X	X	X	X	X	X			95
22	Mexico	X	X	X	X	X	X	X	X	X	X	X	X	X					90
23	Moldova, Republic of	X	NA	NA	NA	NA	NA	NA	NA	NA	NA	X	X	X	X	X			83
24	Morocco	X	X	X	X	X	X	X	X	X	X	X	X	X					85
25	New Zealand	X*	X	X	X	X	X	X	X	X	X	X	X	X	X	X	X		100
26	Nicaragua	X	X	X	X	X	X	X	X	X	X	X	X	X	X	X	X		100
27	Norway	X*	X	X	X	X	X	X	X	X	X	X	X	X	X	X	X		100

<sup>8</sup> The percentage of compliance takes into account the period 1995-2014. Detailed information on all years (1995-2015) is available in the "Compliance with notification obligations" section of the Agriculture Information Management System (<http://agims.wto.org/>).

		MA:1	MA:2																Compliance (%) <sup>8</sup>
		One-off	2000	2001	2002	2003	2004	2005	2006	2007	2008	2009	2010	2011	2012	2013	2014	2015	
28	Panama	X*	X	X	X	X	X	X	X	X	X	X	X	X	X	X	X		100
29	Philippines	X*	X	X	X	X	X	X	X	X	X	X	X	X	X				90
30	Russian Federation	X*	NA	NA	NA	NA	NA	NA	NA	NA	NA	NA	NA	NA	NA	X	X		100
31	South Africa	X*	X	X	X	X	X	X	X	X	X	X	X	X	X	X			95
32	Switzerland	X*	X	X	X	X	X	X	X	X	X	X	X	X	X	X	X		100
33	Chinese Taipei	X*	NA	NA	X	X	X	X	X	X	X	X	X	X	X	X	X		100
34	Thailand	X*	X	X	X	X	X	X	X	X	X	X	X	X	X	X			95
35	The former Yugoslav Republic of Macedonia	X	NA	NA	NA	X	X	X	X	X	X	X	X	X					75
36	Tunisia	X*	X	X	X	X	X	X	X	X	X	X	X	X	X				90
37	Ukraine	X*	NA	NA	NA	NA	NA	NA	NA	NA		X	X	X	X	X	X	X	86
38	United States of America	X*	X	X	X	X	X	X	X	X	X	X	X	X	X	X			95
39	Venezuela, Bolivarian Republic of	X*	X	X				X	X	X	X					X			60
40	Viet Nam	X	NA	NA	NA	NA	NA	NA	NA				X						13

## 2.2 Special Safeguard (Table MA:5)

		MA:5																Compliance (%) <sup>9</sup>	
		2000	2001	2002	2003	2004	2005	2006	2007	2008	2009	2010	2011	2012	2013	2014	2015		
1	Australia	X	X	X	X	X	X	X	X	X	X	X	X	X	X				95
2	Barbados	X	X	X	X	X	X	X	X	X	X								75
3	Botswana	X	X	X	X	X	X	X	X	X	X	X	X	X	X	X			100
4	Canada	X	X	X	X	X	X	X	X	X	X	X	X	X	X	X			100
5	Colombia	X	X	X	X	X	X	X	X	X	X								80
6	Costa Rica	X	X	X	X	X	X	X	X	X	X	X	X	X	X	X	X		100
7	Ecuador	X	X	X	X	X	X	X	X	X	X	X	X	X	X				95
8	El Salvador	X	X	X	X	X	X	X	X	X	X	X	X	X	X	X	X	X	100
9	European Union	X	X	X	X	X	X	X	X	X	X	X	X	X	X				95
10	Guatemala	X	X	X	X	X	X	X	X	X	X	X							85
11	Iceland	X	X	X	X	X	X	X	X	X	X	X	X	X	X				95

<sup>9</sup> The percentage of compliance takes into account the period 1995-2014. Detailed information on all years (1995-2015) is available in the "Compliance with notification obligations" section of the Agriculture Information Management System (<http://agims.wto.org/>).

		MA:5															Compliance (%) <sup>9</sup>	
		2000	2001	2002	2003	2004	2005	2006	2007	2008	2009	2010	2011	2012	2013	2014		2015
12	Indonesia	X	X	X	X	X	X	X	X	X	X	X	X					85
13	Israel	X	X	X	X	X	X	X	X	X	X	X	X	X				90
14	Japan	X	X	X	X	X	X	X	X	X	X	X	X	X	X	X		100
15	Korea, Republic of	X	X	X	X	X	X	X	X	X	X	X	X	X	X			95
16	Malaysia	X	X	X	X	X	X	X	X	X	X	X	X	X	X	X		100
17	Mexico	X	X	X	X	X	X	X	X	X	X	X	X	X				90
18	Morocco	X	X	X	X	X	X	X	X	X	X	X	X	X	X			95
19	Namibia	X	X	X	X	X	X	X	X	X								75
20	New Zealand	X	X	X	X	X	X	X	X	X	X	X	X	X	X	X		100
21	Nicaragua	X	X	X	X	X	X	X	X	X	X	X	X	X	X	X		100
22	Norway	X	X	X	X	X	X	X	X	X	X	X	X	X	X	X		100
23	Panama	X	X	X	X	X	X	X	X	X	X	X	X	X	X	X		100
24	Philippines	X	X	X	X	X	X	X	X	X								75
25	South Africa	X	X	X	X	X	X	X	X	X	X	X	X	X	X	X		100
26	Swaziland																	0
27	Switzerland	X	X	X	X	X	X	X	X	X	X	X	X	X	X	X	X	100
28	Chinese Taipei	NA	NA	X	X	X	X	X	X	X	X	X	X	X	X	X		100
29	Thailand	X	X	X	X	X	X	X	X	X	X	X	X	X	X			95
30	Tunisia	X	X	X	X	X	X	X	X	X	X	X						85
31	United States of America	X	X	X	X	X	X	X	X	X	X	X	X	X	X	X		100
32	Uruguay	X	X	X	X	X	X	X	X	X	X	X	X	X	X	X		100
33	Venezuela, Bolivarian Republic of																	20

### 2.3 Domestic Support (Table DS:1)

		DS:1															Compliance (%) <sup>10</sup>	
		2000	2001	2002	2003	2004	2005	2006	2007	2008	2009	2010	2011	2012	2013	2014		2015
1	Albania	X	X	X	X	X	X	X	X	X	X				X			80
2	Angola		(NA)		(NA)		(NA)		(NA)		(NA)		(NA)		(NA)		(NA)	0

<sup>10</sup> The percentage of compliance takes into account the period 1995-2014. Detailed information on all years (1995-2015) is available in the "Compliance with notification obligations" section of the Agriculture Information Management System (<http://agims.wto.org/>).

		DS:1															Compliance (%) <sup>10</sup>	
		2000	2001	2002	2003	2004	2005	2006	2007	2008	2009	2010	2011	2012	2013	2014		2015
3	Antigua and Barbuda																	0
4	Argentina	X	X	X	X	X	X	X	X	X								70
5	Armenia	NA	NA	NA	X	X	X	X	X	X	X	X	X	X				92
6	Australia	X	X	X	X	X	X	X	X	X	X	X	X					90
7	Bahrain, Kingdom of	X	X	X	X	X	X	X	X	X	X	X		X				90
8	Bangladesh		(NA)	X	(NA)	X	(NA)	X	(NA)		(NA)		(NA)		(NA)		(NA)	62
9	Barbados	X	X	X	X	X	X	X										60
10	Belize																	0
11	Benin	(NA)		(NA)		(NA)		(NA)		(NA)		(NA)		(NA)		(NA)		11
12	Bolivia, Plurinational State of	X	X	X	X	X	X											55
13	Botswana	X	X	X	X	X	X	X	X	X	X	X	X	X	X	X		100
14	Brazil	X	X	X	X	X	X	X	X	X	X	X	X	X	X	X		100
15	Brunei Darussalam																	0
16	Burkina Faso	(NA)	X	(NA)	X	(NA)	X	(NA)	X	(NA)	X	(NA)	X	(NA)	X	(NA)		100
17	Burundi	X	(NA)	X	(NA)	X	(NA)	X	(NA)	X	X	X	X	X	(NA)		(NA)	92
18	Cambodia	NA	NA	NA	NA	X	X	X	X	X	X	(NA)	X	(NA)	X	(NA)		100
19	Cameroon	X	X	X	X	X	X	X	X	X	X	X	X	X	X	X		100
20	Canada	X	X	X	X	X	X	X	X	X	X	X	X	X				90
21	Cabo Verde	NA	NA	NA	NA	NA	NA	NA	NA									0
22	Central African Republic		(NA)		(NA)		(NA)		(NA)		(NA)		(NA)		(NA)		(NA)	0
23	Chad	X	X	X	X	X	X	X	X	X	X	X	X	X	X	X		100
24	Chile	X	X	X	X	X	X	X	X	X	X	X	X	X				95
25	China	X	X	X	X	X	X	X	X	X	X							75
26	Colombia	X	X	X	X	X	X	X	X	X	X							80
27	Congo	X	X	X	X	X	X	X	X	X	X	X	X	X	X	X	X	100
28	Costa Rica	X	X	X	X	X	X	X	X	X	X	X	X	X	X	X		100
29	Côte d'Ivoire													X				5
30	Cuba	X	X	X	X	X	X	X	X	X	X	X	X	X	X	X		100
31	Democratic Republic of the Congo		(NA)		(NA)		(NA)		(NA)		(NA)		(NA)		(NA)		(NA)	0
32	Djibouti		(NA)		(NA)		(NA)		(NA)		(NA)		(NA)		(NA)		(NA)	0
33	Dominica																	0
34	Dominican Republic	X	X	X	X	X	X	X	X	X	X	X	X					90
35	Ecuador	X	X	X	X	X	X	X	X	X	X	X	X	X	X			95

		DS:1															Compliance (%) <sup>10</sup>	
		2000	2001	2002	2003	2004	2005	2006	2007	2008	2009	2010	2011	2012	2013	2014		2015
36	Egypt																20	
37	El Salvador	X	X	X													40	
38	European Union	X	X	X	X	X	X	X	X	X	X	X	X				90	
39	Fiji	X	X	X	X	X	X	X	X	X							74	
40	Gabon	X	X	X	X	X	X	X	X	X		X	X				85	
41	The Gambia	(NA)	X	(NA)	X	(NA)	X	(NA)	X	(NA)	X	(NA)	X	(NA)	X	(NA)	100	
42	Georgia	X	X	X	X	X	X	X	X	X	X	X	X	X	X		100	
43	Ghana																0	
44	Grenada																0	
45	Guatemala	X	X	X	X	X	X	X	X	X	X	X	X	X	X		95	
46	Guinea		(NA)		(NA)		(NA)		(NA)		(NA)		(NA)		(NA)	(NA)	0	
47	Guinea-Bissau		(NA)		(NA)		(NA)		(NA)		(NA)		(NA)		(NA)	(NA)	0	
48	Guyana	X	X	X	X	X											50	
49	Haiti	(NA)		(NA)		(NA)		(NA)		(NA)		(NA)		(NA)		(NA)	22	
50	Honduras	X	X	X	X	X	X	X	X	X	X	X	X	X	X		95	
51	Hong Kong, China	X	X	X	X	X	X	X	X	X	X	X	X	X	X	X	100	
52	Iceland	X	X	X	X	X	X	X	X	X	X	X	X				90	
53	India	X	X	X	X	X	X	X	X	X	X						80	
54	Indonesia	X	X	X	X	X	X	X	X	X	X	X					85	
55	Israel	X	X	X	X	X	X	X	X	X	X						80	
56	Jamaica	X	X	X	X	X	X	X	X	X	X	X	X	X			95	
57	Japan	X	X	X	X	X	X	X	X	X	X	X	X				90	
58	Jordan	X	X	X	X	X	X	X	X	X	X	X	X				87	
59	Kazakhstan	NA	NA	NA	NA	NA	NA	NA	NA	NA	NA	NA	NA	NA	NA	NA	N/A	
60	Kenya																10	
61	Korea, Republic of	X	X	X	X	X	X	X	X	X	X	X					85	
62	Kuwait, the State of																0	
63	Kyrgyz Republic												P				6	
64	Lao People's Democratic Republic	NA	NA	NA	NA	NA	NA	NA	NA	NA	NA	NA	NA	(NA)		(NA)	0	
65	Lesotho		(NA)		(NA)		(NA)		(NA)		(NA)		(NA)	X	(NA)	(NA)	10	
66	Macao, China	X	X	X	X	X	X	X	X	X	X	X	X	X	X		100	
67	Madagascar	X	(NA)	X	(NA)	X	(NA)	X	(NA)	X	(NA)	X	(NA)	X	(NA)		(NA)	90
68	Malawi	X	(NA)		(NA)		X	X	X	X	X	X	(NA)	P	P		77	

		DS:1															Compliance (%) <sup>10</sup>	
		2000	2001	2002	2003	2004	2005	2006	2007	2008	2009	2010	2011	2012	2013	2014		2015
69	Malaysia	X	X	X	X	X	X	X	X	X	X	X	X					85
70	Maldives		(NA)		(NA)		(NA)		(NA)		(NA)							29
71	Mali		(NA)	X	(NA)	X	X	X	X	X	X	X	X	X	X			80
72	Mauritania		(NA)		(NA)		(NA)		(NA)		(NA)		(NA)		(NA)		(NA)	0
73	Mauritius							X						X	X			15
74	Mexico	X	X	X	X	X	X	X	X	X	X	X	X	X				90
75	Moldova, Republic of	NA	X	X	X	X	X	X	X	X	X	X	X	X	X			93
76	Mongolia															P		17
77	Montenegro	NA	NA	NA	NA	NA	NA	NA	NA	NA	NA	NA	NA					0
78	Morocco	X	X	X	X	X	X	X	X									65
79	Mozambique		(NA)		(NA)		(NA)		(NA)		(NA)		(NA)		(NA)		(NA)	0
80	Myanmar	X	(NA)	X	(NA)	X	(NA)		(NA)		(NA)		(NA)		(NA)		(NA)	62
81	Namibia	X	X	X	X	X	X	X	X	X	X							75
82	Nepal	NA	NA	NA	NA	(NA)	X	(NA)	X	(NA)	X	X	X	(NA)		(NA)		83
83	New Zealand	X	X	X	X	X	X	X	X	X	X	X	X	X	X	X		100
84	Nicaragua	X	X	X	X	X	X	X	X	X	X	X	X	X				90
85	Niger		(NA)		(NA)		(NA)		(NA)		(NA)		(NA)		(NA)		(NA)	0
86	Nigeria	X	X	X	X	X	X	X	X	X	X	X	X					85
87	Norway	X	X	X	X	X	X	X	X	X	X	X	X	X	X	X		100
88	Oman	X	X	X	X	X	X	X	X	X	X	X	X	X	X			93
89	Pakistan	X	X	X	X	X	X	X	X	X	X	X	X					85
90	Panama	X	X	X	X	X	X	X	X	X	X	X	X	X	X	X		100
91	Papua New Guinea																	0
92	Paraguay	X	X	X	X	X	X	X	X	X	X	X	X	X	X			95
93	Peru	X	X	X	X	X	X	X	X	X	X	X						75
94	Philippines	X	X	X	X	X	X	X	X	X	X	X						80
95	Qatar	X	X	X	X	X	X	X	X	X	X	X	X					84
96	Russian Federation	NA	NA	NA	NA	NA	NA	NA	NA	NA	NA	NA	NA	X	X			67
97	Rwanda	(NA)		(NA)		(NA)		(NA)		(NA)		(NA)		(NA)		(NA)		0
98	Saint Kitts and Nevis																	0
99	Saint Lucia																	0
100	Saint Vincent and the Grenadines	X	X	X	X	X	X	X	X	X	X	X	X	X	X			95
101	Samoa	NA	NA	NA	NA	NA	NA	NA	NA	NA	NA	NA	(NA)	X				50

		DS:1															Compliance (%) <sup>10</sup>	
		2000	2001	2002	2003	2004	2005	2006	2007	2008	2009	2010	2011	2012	2013	2014		2015
102	Saudi Arabia, Kingdom of	NA	NA	NA	NA	NA	NA	X	X	X	X	X	X					67
103	Senegal	X	X	X	X	X	(NA)	X	(NA)	X	(NA)	X	(NA)	X	(NA)		(NA)	93
104	Seychelles	NA	NA	NA	NA	NA	NA	NA	NA	NA	NA	NA	NA	NA	NA	NA		N/A
105	Sierra Leone		(NA)		(NA)		(NA)		(NA)		(NA)		(NA)		(NA)		(NA)	0
106	Singapore	X	X	X	X	X	X	X	X	X	X	X	X	X	X	X	X	100
107	Solomon Islands	(NA)		(NA)		(NA)		(NA)		(NA)		(NA)		(NA)		(NA)		0
108	South Africa	X	X	X	X	X	X	X	X	X	X	X	X	X	X			95
109	Sri Lanka	X	X	X	X	X	X	X	X	X	X	X	X	X	X			95
110	Suriname																	0
111	Swaziland																	0
112	Switzerland	X	X	X	X	X	X	X	X	X	X	X	X	X	X			95
113	Chinese Taipei	NA	NA	X	X	X	X	X	X	X	X							69
114	Tajikistan	NA	NA	NA	NA	NA	NA	NA	NA	NA	NA	NA	NA	NA				0
115	Tanzania		(NA)		(NA)		(NA)		(NA)		(NA)		(NA)		(NA)		(NA)	0
116	Thailand	X	X	X	X	X	X	X	X									70
117	The former Yugoslav Republic of Macedonia	NA	NA	NA	X	X	X	X	X									42
118	Togo	X	(NA)	X	(NA)	X	(NA)	X	(NA)	X	(NA)	X	(NA)	X	(NA)		(NA)	90
119	Tonga	NA	NA	NA	NA	NA	NA	NA	X	X	X							38
120	Trinidad and Tobago	X	X	X	X	X	X	X	X	X	X	X	X	X	X			95
121	Tunisia	X	X	X	X	X	X	X	X	X	X	X	X	X	X			95
122	Turkey	X	X															35
123	Uganda	X	(NA)	X	(NA)	X	(NA)		(NA)		(NA)		(NA)		(NA)		(NA)	50
124	Ukraine	NA	NA	NA	NA	NA	NA	NA	NA		X	X	X					43
125	United Arab Emirates	X	X	X	X	X	X	X	X	X	X	X	X	X	X	X		100
126	United States of America	X	X	X	X	X	X	X	X	X	X	X	X	X				90
127	Uruguay	X	X	X	X	X	X	X	X	X	X	X	X	X	X	X		100
128	Vanuatu	NA	NA	NA	NA	NA	NA	NA	NA	NA	NA	NA	(NA)		(NA)			0
129	Venezuela, Bolivarian Republic of																	20
130	Viet Nam	NA	NA	NA	NA	NA	NA	NA	X	X								25
131	Yemen	NA	NA	NA	NA	NA	NA	NA	NA	NA	NA	NA	NA	NA	(NA)			N/A
132	Zambia		(NA)		(NA)	X	(NA)	X	(NA)	X	(NA)	X	(NA)	X	(NA)		(NA)	70
133	Zimbabwe																	25



## 2.4 Export Subsidies: Budgetary Outlays and Quantity Reduction Commitments (Table ES:1)

		ES:1															Compliance (%) <sup>11</sup>	
		2000	2001	2002	2003	2004	2005	2006	2007	2008	2009	2010	2011	2012	2013	2014		2015
1	Albania	X	X	X	X	X	X	X	X	X	X	X						73
2	Angola																	0
3	Antigua and Barbuda																	0
4	Argentina	X	X	X	X	X	X	X	X	X	X	X	X	X	X			95
5	Armenia	NA	NA	NA	X	X	X	X	X	X	X	X	X	X	X			92
6	Australia	X	X	X	X	X	X	X	X	X	X	X	X	X	X			95
7	Bahrain, Kingdom of	X	X	X	X	X	X	X	X	X	X	X	X	X	X			90
8	Bangladesh	X	X	X	X	X	X	X										60
9	Barbados	X	X	X	X	X	X	X										60
10	Belize																	0
11	Benin																	0
12	Bolivia, Plurinational State of	X	X	X	X	X	X											55
13	Botswana	X	X	X	X	X	X	X	X	X	X	X	X	X	X	X		100
14	Brazil	X	X	X	X	X	X	X	X	X	X	X	X	X	X	X		100
15	Brunei Darussalam																	0
16	Burkina Faso	X	X	X	X	X	X	X	X	X	X	X	X	X	X			95
17	Burundi	X	X	X	X	X	X	X	X	X	X	X	X	X				90
18	Cambodia	NA	NA	NA	NA	X	X	X	X	X	X	X	X	X	X			91
19	Cameroon	X	X	X	X	X	X	X	X	X	X	X	X	X	X	X		100
20	Canada	X	X	X	X	X	X	X	X	X	X	X	X	X	X			95
21	Cabo Verde	NA	NA	NA	NA	NA	NA	NA	NA	X								14
22	Central African Republic																	0
23	Chad	X	X	X	X	X	X	X	X	X	X	X	X	X	X	X		95
24	Chile	X	X	X	X	X	X	X	X	X	X	X	X	X	X			95
25	China	NA	NA	X	X	X	X	X	X	X	X	X	X	X	X	X		100
26	Colombia	X	X	X	X	X	X	X	X	X	X							80
27	Congo	X	X	X	X	X	X	X	X	X	X	X	X	X	X	X	X	100
28	Costa Rica	X	X	X	X	X	X	X	X	X	X	X	X	X	X	X		100
29	Côte d'Ivoire	X	X	X	X	X	X	X	X	X	X	X	X	X	X			95

<sup>11</sup> The percentage of compliance takes into account the period 1995-2014. Detailed information on all years (1995-2015) is available in the "Compliance with notification obligations" section of the Agriculture Information Management System (<http://agims.wto.org/>).

		ES:1															Compliance (%) <sup>11</sup>	
		2000	2001	2002	2003	2004	2005	2006	2007	2008	2009	2010	2011	2012	2013	2014		2015
30	Cuba	X	X	X	X	X	X	X	X	X	X	X						85
31	Democratic Republic of the Congo																	0
32	Djibouti																	0
33	Dominica																	15
34	Dominican Republic	X	X	X	X	X	X	X	X	X	X	X	X	X	X	X		100
35	Ecuador	X	X	X	X	X	X	X	X	X	X	X	X	X	X			95
36	Egypt																	20
37	El Salvador	X	X	X														40
38	European Union	X	X	X	X	X	X	X	X	X	X	X	X	X	X			95
39	Fiji	X	X	X	X	X	X	X	X	X	X	X						84
40	Gabon	X	X	X	X	X	X	X	X	X		X	X					85
41	The Gambia	X	X	X	X	X	X	X	X	X	X							74
42	Georgia	X	X	X	X	X	X	X	X	X	X	X	X					87
43	Ghana	X																30
44	Grenada																	0
45	Guatemala	X	X	X	X	X	X	X	X	X	X	X	X	X	X	X		100
46	Guinea																	0
47	Guinea-Bissau																	0
48	Guyana	X	X	X	X	X												50
49	Haiti	X	X	X	X	X	X	X	X	X	X	X	X	X	X	X		100
50	Honduras	X	X	X	X	X	X	X	X	X	X	X	X	X	X	X		100
51	Hong Kong, China	X	X	X	X	X	X	X	X	X	X	X	X	X	X	X	X	100
52	Iceland	X	X	X	X	X	X	X	X	X	X	X	X	X	X			95
53	India	X	X	X	X	X	X	X	X	X								75
54	Indonesia	X	X	X	X	X	X	X	X	X	X	X						85
55	Israel	X	X	X	X	X	X	X	X	X	X	X	X	X	X	X		100
56	Jamaica	X	X	X	X	X	X	X	X	X	X	X	X	X	X			95
57	Japan	X	X	X	X	X	X	X	X	X	X	X	X	X	X	X		100
58	Jordan	X	X	X	X	X	X	X	X	X	X	X	X					87
59	Kazakhstan	NA	NA	NA	NA	NA	NA	NA	NA	NA	NA	NA	NA	NA	NA	NA	NA	N/A
60	Kenya																	15
61	Korea, Republic of	X	X	X	X	X	X	X	X									70
62	Kuwait, the State of	X	X	X	X	X	X	X	X	X	X							80

		ES:1															Compliance (%) <sup>11</sup>	
		2000	2001	2002	2003	2004	2005	2006	2007	2008	2009	2010	2011	2012	2013	2014		2015
63	Kyrgyz Republic																	0
64	Lao People's Democratic Republic	NA	NA	NA	NA	NA	NA	NA	NA	NA	NA	NA	NA	NA	X			50
65	Lesotho	X	X	X	X	X	X	X	X	X	X	X	X	X				85
66	Macao, China	X	X	X	X	X	X	X	X	X	X	X	X	X	X	X		100
67	Madagascar	X	X	X	X	X	X	X	X	X	X	X						80
68	Malawi	X	X	X	X	X	X	X	X	X	X	X	X	X		X		95
69	Malaysia	X	X	X	X	X	X	X	X	X	X	X	X	X	X	X		100
70	Maldives																	20
71	Mali	X	X	X	X	X	X	X	X	X	X	X	X	X	X			95
72	Mauritania																	0
73	Mauritius								X						X			10
74	Mexico	X	X	X	X	X	X	X	X	X	X	X	X	X				90
75	Moldova, Republic of	NA	X	X	X	X	X	X	X	X	X	X	X	X	X	X		100
76	Mongolia	X	X	X	X	X	X	X										56
77	Montenegro	NA	NA	NA	NA	NA	NA	NA	NA	NA	NA	NA	NA	X	X	X		100
78	Morocco	X	X	X	X	X	X	X	X	X	X	X	X					80
79	Mozambique																	0
80	Myanmar	X	X	X	X	X												50
81	Namibia	X	X	X	X	X	X	X	X	X	X							75
82	Nepal	NA	NA	NA	NA	X	X	X	X	X	X	X	X					73
83	New Zealand	X	X	X	X	X	X	X	X	X	X	X	X	X	X	X		100
84	Nicaragua	X	X	X	X	X	X	X	X	X	X	X	X	X	X	X		100
85	Niger																	0
86	Nigeria	X	X	X	X	X	X	X	X	X	X	X	X					85
87	Norway	X	X	X	X	X	X	X	X	X	X	X	X	X	X	X		100
88	Oman			X	X	X	X	X	X	X	X	X	X	X	X			80
89	Pakistan	X	X	X	X	X	X	X	X	X	X	X	X	X	X			95
90	Panama	X	X	X	X													39
91	Papua New Guinea																	0
92	Paraguay	X	X	X	X	X	X	X	X	X	X	X	X	X	X			95
93	Peru	X	X	X	X	X	X	X	X	X	X	X	X	X	X	X		100
94	Philippines	X	X	X	X	X	X	X	X	X	X							80
95	Qatar	X	X	X	X	X	X	X	X	X	X	X	X	X	X			95

		ES:1																Compliance (%) <sup>11</sup>
		2000	2001	2002	2003	2004	2005	2006	2007	2008	2009	2010	2011	2012	2013	2014	2015	
96	Russian Federation	NA	NA	NA	NA	NA	NA	NA	NA	NA	NA	NA	NA	X	X	X	X	100
97	Rwanda																	0
98	Saint Kitts and Nevis																	0
99	Saint Lucia	X																25
100	Saint Vincent and the Grenadines	X	X	X	X	X	X	X	X	X	X	X	X	X	X			95
101	Samoa	NA	NA	NA	NA	NA	NA	NA	NA	NA	NA	NA	NA	X	X			67
102	Saudi Arabia, Kingdom of	NA	NA	NA	NA	NA	NA	X	X	X	X	X	X	X				78
103	Senegal	X	X	X	X	X	X	X	X	X	X	X	X	X	X	X		100
104	Seychelles	NA	NA	NA	NA	NA	NA	NA	NA	NA	NA	NA	NA	NA	NA			N/A
105	Sierra Leone																	0
106	Singapore	X	X	X	X	X	X	X	X	X	X	X	X	X	X	X	X	100
107	Solomon Islands																	0
108	South Africa	X	X	X	X	X	X	X	X	X	X	X	X	X	X			95
109	Sri Lanka	X	X	X	X	X	X	X	X	X	X	X	X	X	X	X		100
110	Suriname	X																30
111	Swaziland	X	X	X	X	X	X	X	X	X	X	X	X					80
112	Switzerland	X	X	X	X	X	X	X	X	X	X	X	X	X	X			95
113	Chinese Taipei	NA	NA	X	X	X	X	X	X	X	X	X	X	X	X	X	X	100
114	Tajikistan	NA	NA	NA	NA	NA	NA	NA	NA	NA	NA	NA	NA					0
115	Tanzania																	0
116	Thailand	X	X	X	X	X	X	X	X	X	X	X	X	X	X			95
117	The former Yugoslav Republic of Macedonia	NA	NA	NA	X	X	X	X	X									42
118	Togo	X	X	X	X	X	X	X	X	X	X	X	X	X	X			95
119	Tonga	NA	NA	NA	NA	NA	NA	NA	X	X								25
120	Trinidad and Tobago	X	X	X	X	X	X	X	X	X	X	X	X	X	X			95
121	Tunisia	X	X	X														40
122	Turkey	Xa																0
123	Uganda	X	X	X	X	X												50
124	Ukraine	NA	NA	NA	NA	NA	NA	NA	NA		X	X	X	X	X	X	X	86
125	United Arab Emirates	X	X	X	X	X	X	X	X	X	X	X	X	X	X	X		100
126	United States of America	X	X	X	X	X	X	X	X	X	X	X	X	X				90
127	Uruguay	X	X	X	X	X	X	X	X	X	X	X	X	X	X	X		100
128	Vanuatu	NA	NA	NA	NA	NA	NA	NA	NA	NA	NA	NA	NA					0

		ES:1															Compliance (%) <sup>11</sup>	
		2000	2001	2002	2003	2004	2005	2006	2007	2008	2009	2010	2011	2012	2013	2014		2015
129	Venezuela, Bolivarian Republic of																	20
130	Viet Nam	NA	NA	NA	NA	NA	NA	NA	X	X	X	X	X	X				75
131	Yemen	NA	NA	NA	NA	NA	NA	NA	NA	NA	NA	NA	NA	NA	NA			0
132	Zambia	X	X	X	X	X	X	X	X	X	X	X						80
133	Zimbabwe	X	X	X	X	X	X	X	X	X	X	X	X	X	X	X		100

## 2.5 Export Subsidies: Notification of Total Exports (Table ES:2)

		ES:2															Compliance (%) <sup>12</sup>	
		2000	2001	2002	2003	2004	2005	2006	2007	2008	2009	2010	2011	2012	2013	2014		2015
1	Argentina	X	X	X	X	X	X	X	X	X	X	X	X	X				95
2	Australia	X	X	X	X	X	X	X	X	X	X	X	X	X	X			95
3	Brazil	X	X	X	X	X	X	X	X	X	X	X	X	X	X	X		100
4	Canada	X	X	X	X	X	X	X	X	X	X	X	X	X	X			95
5	Chile	X	X	X	X	X	X	X	X	X	X	X	X	X	X			95
6	Colombia	X	X	X	X	X	X	X	X	X	X							80
7	Costa Rica	X	X	X	X	X	X	X	X	X	X	X	X	X	X	X		100
8	Cuba	X	X	X	X	X	X	X	X	X	X	X						85
9	European Union	X	X	X	X	X	X	X	X	X	X	X	X	X	X			95
10	Honduras	X	X	X	X	X	X	X	X	X	X	X	X	X	X	X		100
11	Iceland	X	X	X	X	X	X	X	X	X	X	X	X	X	X			95
12	Indonesia	X	X	X	X	X	X	X	X	X	X	X						85
13	Israel	X	X	X	X	X	X	X	X	X	X	X	X	X	X	X		100
14	Malaysia	X	X	X	X	X	X	X	X	X	X	X	X	X	X	X		100
15	Mexico	X	X	X	X	X	X	X	X	X	X	X	X					90
16	New Zealand	X	X	X	X	X	X	X	X	X	X	X	X	X	X	X		100
17	Norway	X	X	X	X	X	X	X	X	X	X	X	X	X	X	X		100
18	Pakistan	X	X	X	X	X	X	X	X	X	X	X	X	X	X			95
19	Philippines	X	X	X	X	X	X	X	X	X	X							80

<sup>12</sup> The percentage of compliance takes into account the period 1995-2014. Detailed information on all years (1995-2015) is available in the "Compliance with notification obligations" section of the Agriculture Information Management System (<http://agims.wto.org/>).

		ES:2															Compliance (%) <sup>12</sup>	
		2000	2001	2002	2003	2004	2005	2006	2007	2008	2009	2010	2011	2012	2013	2014		2015
20	South Africa	X	X	X	X	X	X	X	X	X	X	X	X	X	X			95
21	Switzerland	X	X	X	X	X	X	X	X	X	X	X	X	X	X			95
22	Thailand	X	X	X	X	X	X	X	X	X	X	X	X	X	X			95
23	Turkey	X																30
24	United States of America	X	X	X	X	X	X	X	X	X	X	X	X	X				90
25	Uruguay	X	X	X	X	X	X	X	X	X	X	X	X	X	X	X		100
26	Venezuela, Bolivarian Republic of																	20
27	Zimbabwe	X	X	X	X	X	X	X	X	X	X	X	X	X	X	X		100

### 3 OTHER REGULAR NOTIFICATION OBLIGATIONS APPLICABLE ONLY UPON MAINTENANCE OF SPECIFIC MEASURES

#### 3.1 Export Subsidies: Notification of the Total Volume of Food Aid (Table ES:3), 2005-2015

	2005	2006	2007	2008	2009	2010	2011	2012	2013	2014	2015
Australia	X	X	X	X	X	X	X	X	X	--	--
Brazil	X	X	X	X	X	X	X	X	X	X	--
Canada	X	X	X	X	X	X	X	X	X	--	--
Cuba	X	X	X	X	X	X	X	--	--	--	--
European Union	X	X	X	X	X	--	--	--	--	--	--
Japan	X	X	X	X	X	X	X	X	--	--	--
Korea, Republic of	X	X	X	X	--	--	--	--	--	--	--
Norway	X	X	X	--	--	X	X	X	X	X	--
South Africa	X	X	X	X	X	X	X	X	X	--	--
Switzerland	x	X	X	X	X	X	X	X	X	--	--

#### 3.2 Notification under Article 16.2 of the Agreement on Agriculture (Table NF:1), 2005-2015

	2005	2006	2007	2008	2009	2010	2011	2012	2013	2014	2015
Australia	X	X	X	X	X	X	X	X	--	--	--
Canada	X	X	X	X	X	X	X	--	--	--	--
Cuba	X	X	X	X	X	X	X	X	X	--	--
European Union	X	X	X	X	X	X	X	X	X	--	--
Japan	X	X	X	X	X	X	X	--	--	--	--
New Zealand	X	X	X	X	X	X	X	X	--	--	--
Norway	X	X	X	X	X	X	X	X	X	X	--
Russian Federation	--	--	--	--	--	--	--	--	--	X	--
South Africa	X	X	X	X	X	X	X	X	X	--	--
Switzerland	X	X	X	X	X	X	X	--	--	--	--
United States of America	X	X	X	X	X	X	X	X	X	--	--

**ANNEX 1**

**OUTSTANDING NOTIFICATION REQUIREMENTS FROM  
EUROPEAN UNION MEMBER STATES**

a. Croatia: Table DS:1 (2008-2012).

Note: Croatia will be included in the European Union's annual domestic support notification covering spending in the marketing year 2012/2013.

---