

RWANDA INTRA-AFRICA TRADE & TARIFF UPDATE

Intra-Africa Trade 2021

USD thousands | intra-Africa trade = exports + imports

trade value

0 36058 605602

RWANDA'S TOTAL INTRA-
AFRICA TRADE IN 2021:

US\$ 1.9 billion

Rwanda is a net importer
from Africa

Imports (\$1.15 billion)
account for 59% of
Rwanda's total intra-Africa
trade

From 2020-2021 Rwanda's **intra-
Africa exports** grew by

▲ 63.2%

2021 exports to Africa exceeded 2019
levels by US\$ 285.5 million showing a
strong recovery from the impacts of
COVID-19 which caused a drop in
exports to Africa in 2020.

Intra-Africa imports shrunk
over the same period by

▼ 17.53%

Intra-Africa imports had increased
significantly in 2020. This was driven by
increased imports of unwrought gold for
processing in response to rising global
gold prices during the year.

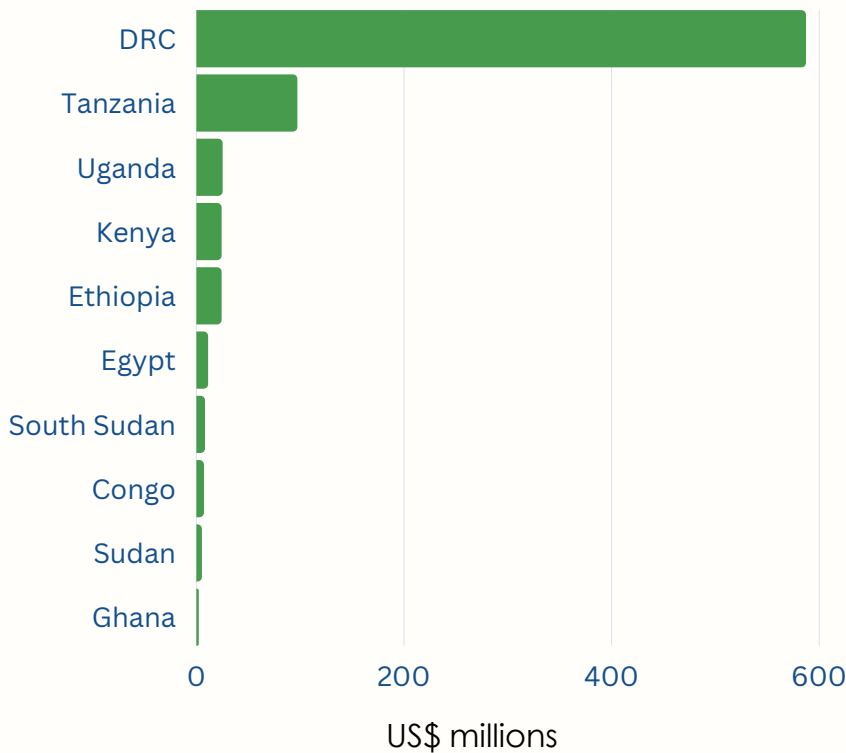
INTRA-AFRICA TRADE AS
SHARE OF RWANDA'S
GLOBAL TRADE IN 2021:

37%

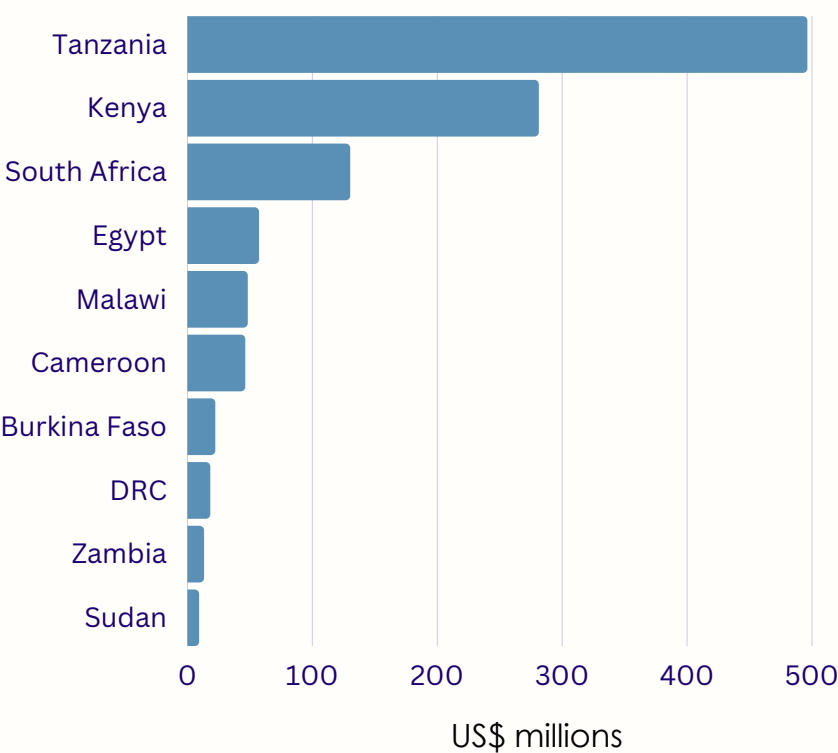
[click here for an
interactive map](#)

Data source: ITC TradeMap






TOP 10 INTRA-AFRICA EXPORT DESTINATIONS








TOP 10 INTRA-AFRICA IMPORTS DESTINATIONS



TOP 5 EXPORTS

	Product group (HS4)	US\$ Millions
	refined petroleum	104.4
	medical instruments	87.5
	Palm oil	49
	Malt extract	48.9
	Wheat flours	39

TOP 5 IMPORTS

	Product group (HS4)	US\$ Millions
	Unwrought Gold	368.3
	Sugar	57.9
	Rice	56
	Cement	45.3
	Iron Pipes	25.6

- Rwanda's largest export to the rest of Africa is refined petroleum, the majority of which (USD\$ 103.9 million) is reexported. Exports of medical instruments, which were historically low, increased significantly in 2021, accounting for 11% of intra-African exports. Almost all (99.7%) of these exports were destined for Tanzania.
- The largest import from Africa is unwrought gold, accounting for 32% of Rwanda's total intra-Africa imports.
- Rwanda's Intra-African exports are highly concentrated (93%) in the EAC.

Regional Economic Communities

Rwanda is a member of the East African Community (EAC), the Common Market for Eastern and Southern Africa (COMESA) and the the Economic Community of Central African States (ECCAS).

COMESA

Members of the COMESA FTA:



COMESA has 21 member states, 17 of which are part of the COMESA Free Trade Area. DRC, Eritrea, Ethiopia and Somalia are all in the process of accession

EAC



EAC is a customs union with duty-free trade among the six member states and a common external tariff (CET). The DRC is the latest member to join the EAC

ECCAS

No FTA in place yet:

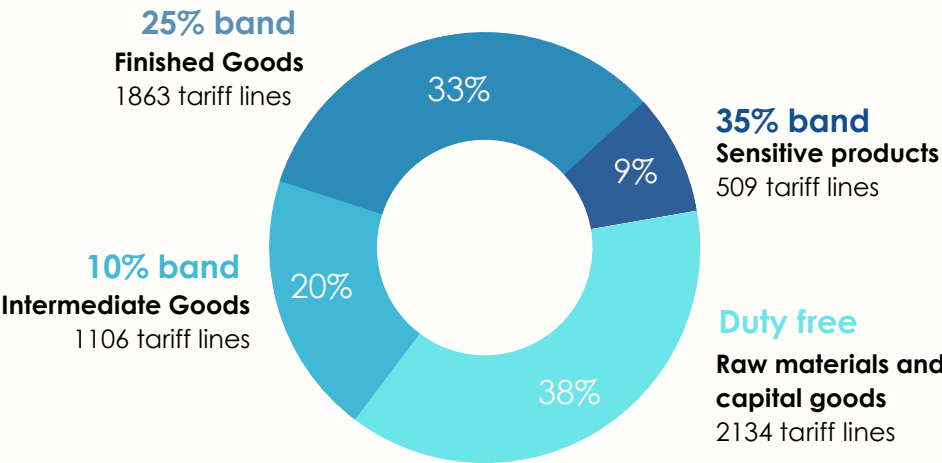


ECCAS has 11 member states. Although the legal instruments of the ECCAS FTA were signed in 2004, the FTA is not yet in force; only three of the member states (Cameroon, Congo and Gabon) have adopted the ECCAS Preferential Tariff for intra-ECCAS trade

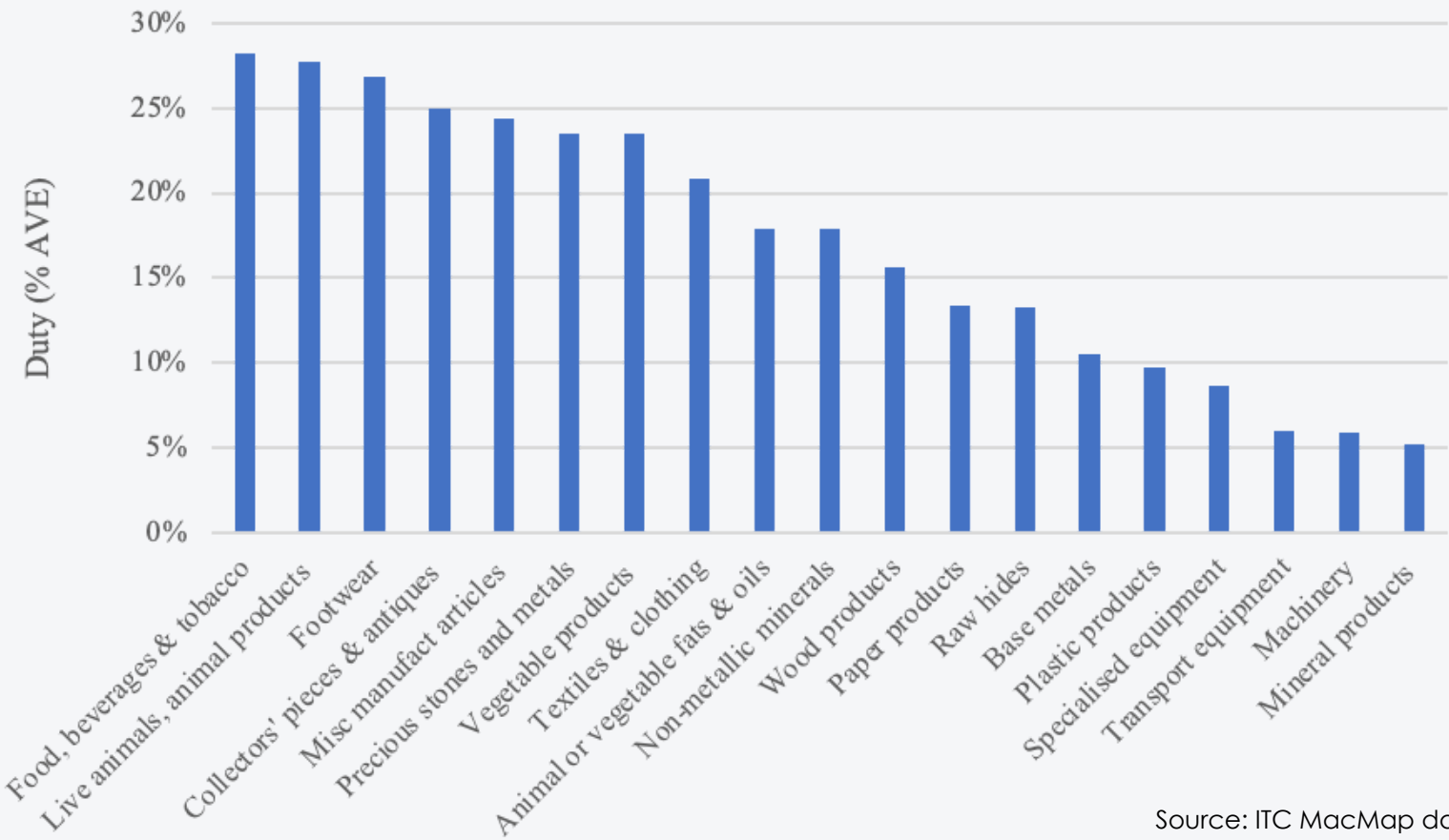
Market Access & Rwanda's Tariff Regime

- As Rwanda is part of the EAC customs union it has a common external tariff (CET) levied on non-members.
- For the period of 2021 the EAC Customs union common external tariff had a 3 tariff bands.
- In May 2022, the EAC Council of Ministers adopted a maximum import duty rate of 35% as the 4th band of the EAC CET.

SHARE OF TARIFF LINES PER BAND OF EAC CET



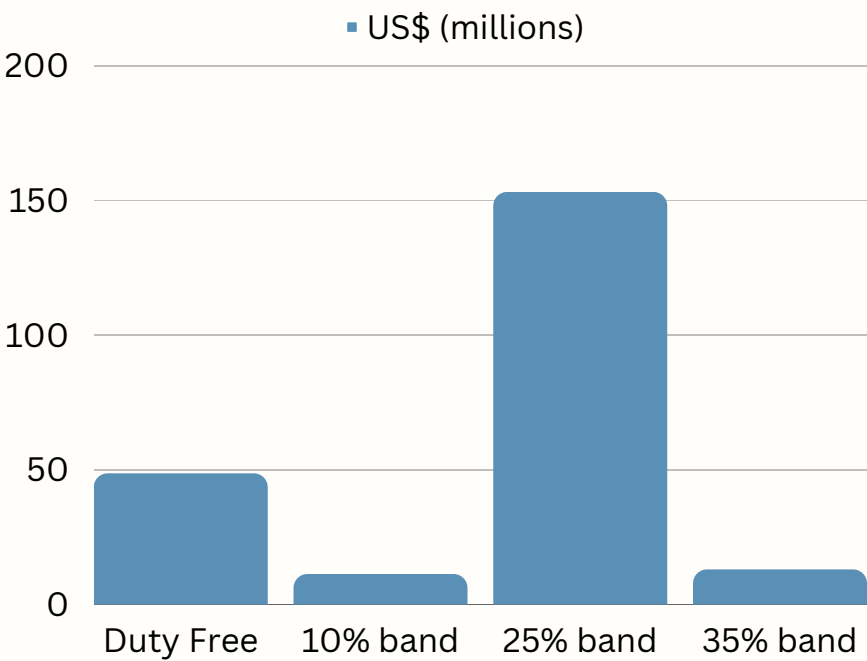
RWANDA MFN AVERAGE APPLIED TARIFFS BY PRODUCT GROUP (2022)



Source: ITC MacMap database

The average tariff applied for goods under the EAC CET is 13% ad valorem equivalent (AVE) and the maximum applicable is 365% for textiles and clothing. Figure 2 highlights the average applied tariff by product group. High tariffs are levied on food, beverages & tobacco, live animals, footwear, and collectors' pieces. Mineral products, machinery and capital goods are levied the lowest tariffs

NON-FTA INTRA-AFRICA TRADE VALUE BY TARIFF BAND



- The **bulk of intra-Africa trade (80%) enters the country on a preferential basis**, with 69% of intra-Africa imports originating from the EAC and another 11% originating from non-EAC COMESA members.
- The balance of 20% worth **US\$ 226 million** originated from the rest of Africa and had **no preferences levied**.
- The bulk of products were levied tariffs in the 25% band worth about US\$ 153 million (68% share) and an additional US\$ 48 million (22% share) worth of imports enter duty free